

**CASEGOODS**  
Price and Specification Guide  
**CANADA**



Effective March 1, 2019

**krug**

May 2019

# CASEGOODS | TABLE OF CONTENTS

2	General Information
4	Krug Textiles
5	Graded-in Upholstery Program
5	Express Program
5	Tackboard Fabric
6	Laminates
7	Adesso
108	Vestrada
236	Millennium
309	Artemis
426	Artemis Laminate
499	Latitude
555	Stratford

# GENERAL INFORMATION

## TERMS AND CONDITIONS

Net 30 days on approved credit. A late payment charge of 1% per month will be applied on overdue invoices. This charge will be pro-rated to the number of days past 30 days that the invoice is overdue. All applicable sales taxes are extra. Prices include shipping to territorial warehouse. Distribution of this price list does not in itself constitute an offer to sell. Orders can be received only from authorized Krug dealers. Acceptance of any order and terms of sale may be established at the discretion of Krug. Deposits are required on orders received from new accounts as well as on large or special orders. Krug reserves the right to discontinue designs, or to change designs, construction, prices, or materials without notice.

## CUSTOMER SERVICE HOURS

Please note customer service hours are:  
8:30 am to 5:00 pm est  
1.888.578.KRUG  
1.519.748.5177 fax

## ORDER ACKNOWLEDGEMENTS

Each order will be acknowledged via email or fax. This acknowledgement is the final agreement between Krug and the customer, superseding all previous communications regarding the purchase order. Where there is a discrepancy on a purchase order between a product code and a description, Krug will make every effort to resolve the discrepancy, but will be ruled by the product code ordered. Please check all acknowledgements for accuracy and advise Krug of any discrepancies with a purchase order.

## CANCELLATION

A cancellation can be made only by expressed agreement with Krug. A cancellation fee may be incurred for restocking.

## DIMENSIONS

Dimensions are in inches and approximate, and subject to change without notice. Contact Customer Service if dimensions are critical.

## STORAGE CHARGES

Krug reserves the right to assess a nominal storage charge if a customer does not accept shipment of an order within a week of the ship date.

## CONTACT INFORMATION

Phone: 1.888.578.KRUG  
Fax: 1.519.748.5177  
Purchase Order Fax: 1.888.236.4783 or email: orders@krug.ca  
Web: www.krug.ca  
Email: solutions@krug.ca

## INSTALLATION SUPPORT

For assistance please contact Technical Support at 1-888-578-5784 x216 or e-mail installationhelp@krug.ca and you will be directed to the appropriate installation support person.

## PRICING

Krug endeavors to ensure that all prices in this price list reflect accurately our current prices. However, errors do occur and will be rectified through notices to the field. Krug's website will always have the current list price. Krug reserves the right to acknowledge pricing that may be different from the price list.

## WARRANTY

Krug warrants its products to be free from defects in materials and workmanship for a period of 10 years from the date of purchase. This warranty is applicable to products in use by their original purchaser. This warranty does not apply to components and materials not manufactured by Krug; these are subject to the specific warranties of their manufacturers (if any). Repairs or replacement of any defect covered under this warranty by Krug will be made, at our option and method, at no charge to the original purchaser. Krug's judgement is final and binding with respect to the nature or cause of defects or damage, and the necessity or manner of repair or replacement.

## Height Adjustable Mechanism Warranty

Krug warrants to the original consumer purchaser its height adjustable mechanism that it will be free from defects in material and workmanship. This limited warranty covers material and manufacturing defects, which cause a non-conformance in the function of a table base and is limited to the following products and warranty term determined from their dates of purchase:

- a) Electronic components such as control boxes, hand switches and motors – two (2) years
- b) Mechanical components such as crank drives, spindles – five (5) years; and

- c) Structural components such as J-channels, feet and top supports – ten (10) years. The start of the warranty period is the documented date of your purchase of the product. The warranty herein is made to and for the benefit of the original consumer purchaser of the product and is non-transferable. If you discover a defect in material or workmanship during the warranty period, and Krug agrees that the defect exists, Krug will, at its option, repair or replace the Product at no charge to you, provided it is returned during the warranty period. In the unlikely event that your product should require repair or replacement during the warranty period, please contact Krug to obtain warranty service.

The warranty period on replacement Products is the remainder of the warranty on the original product or 30 days, whichever is longer. This warranty does not apply to defects or damage resulting from:

- normal wear and tear occurring with the use of the product
- negligence, misuse, excessive use, alteration, improper cleaning or repair
- substitution or use of incorrect or unauthorized components or material
- handling or installation that is incorrect, or that causes damage or defect
- damage incurred by a freight carrier other than Krug
- wearing of finishes and fabrics, and normal variations in materials (including dye lot variations)
- properties of natural materials, including wood and leather
- exposure to environments with uncontrolled temperature and humidity (products must be transported, stored and used in climate-controlled conditions)

## EXPORT PACKAGING

Krug is pleased to provide the option for export packaging on all our products, to provide additional protection from damage. Export packaging is provided at an upcharge of 5% of the net selling price per item. Export Packaging is **STRONGLY RECOMMENDED** for:

- (A) all shipments outside of the lower 48 states and Canada
- (B) all shipments that will be held in storage for an extended period prior to installation.

Important: Please note that Krug will not be responsible for damage claims on product shipped or stored in the above conditions but where export packaging has not been utilized.

Please contact Customer Service for specifications or any other assistance regarding export packaging.

## FREIGHT TERMS AND CONDITIONS

1. All product is shipped FOB the Krug factory. Freight is either pre-paid to the destination (dealer's dock or territorial warehouse, where available) or not pre-paid, depending on established customer specific freight terms.

2. Docks at the selected delivery location must be equipped to handle a 53' trailer. If dock is inadequate for delivery by Krug, Krug will re-deliver to another location and any additional costs will be charged to the customer.

3. When a Krug territorial warehouse (where available) is selected as the default delivery location, Krug pays freight cost to the territorial warehouse only, and no further. The Customer is responsible for all charges from this point.

4. For all deliveries, it is understood that Krug or its agent is making a dock delivery only (equipped to handle a 53' trailer), and any further work of truck unloading, delivery beyond the dock, installation, and removal of packaging is not authorized or paid for by Krug.

5. Drop shipments to the installation site, and timed deliveries, are available on larger shipments (full truckloads or slightly less) at no additional charge. Drop shipments or timed deliveries for smaller shipments may not be available, or if available will require a surcharge. Deliveries on an after hours basis, or on weekends, or any other special requirements, may be subject to a surcharge. Location and contact information, and the requested time of delivery, are required at least one week prior to the acknowledged shipment date. If this information is not provided one week in advance, or if the location or time of the drop shipment is changed less than one week in advance, a surcharge may be applied, and/or the drop shipment may not be scheduled. For deliveries requested Monday to Thursday after 5:00 pm, please apply a surcharge of \$250/shipment. For deliveries requested Monday to Friday before 7:00 am, please apply a surcharge of \$250/shipment. For deliveries requested Friday (after 3:00 pm) or weekends, please apply a surcharge of \$500/shipment. (local times).

6. For all deliveries - whether to the Customer location or drop shipment - any circumstances that result in the delay of our carrier (including unsuitable receiving facilities, or facilities not open or available), service charges will be applied at the rate of \$75/hour. Where re-delivery is necessary because of these circumstances, the full cost re-delivery will be charged. If Less Than Truck Load is delivering, one hour is allocated to unload. Any additional time required to unload after the first hour is \$75/hour. If a Truck Load is delivering the order, three hours is allocated to unload. Any additional time required to unload is \$75/hour. Direct deliveries to site for net orders are possible, must exceed \$60,000 net, and accommodate 48-53' trailers. Krug is responsible for delivery to the approved delivery address. If an address change is required, this must be authorized by Krug 5 business days prior to ship date. Any additional delivery costs incurred after this time will be charged to the customer.

## CUSTOMER SATISFACTION

It is the primary goal of Krug and our staff to ensure the complete satisfaction of our customers with our products and performance. If a problem arises with a Krug product after the expiration of the limited warranty period, Krug will exercise its best efforts to achieve the satisfaction of the customer in a manner that is fair to all concerned.

## DAMAGED SHIPMENTS

All Krug product is well engineered, carefully inspected, and expertly loaded onto our trucks at our Distribution Center. If you receive any damaged freight, we ask that you do not refuse the shipment. Krug is not responsible for damage to goods that occurs in transit or storage. It is the purchaser and/or receiver's responsibility to examine the goods upon receipt and to notify Krug of any damages, overages or shortages. Any discrepancies should be noted on the Bill of Lading. The delivering carrier will not accept responsibility for shortages or damages if signed "clear". Notification of concealed damage claims must be made to Krug Distribution within 5 days of delivery, along with digital pictures if available. All product and packaging must be available for inspection. Krug liability ceases after 5 business days and Krug will not be responsible for concealed damages if shipments are left unopened. Krug is not responsible for the condition of product that is stored or installed in an environment where temperature and humidity are not controlled. Products must be opened and inspected on receipt, and any products not inspected when received, or held in storage, cannot be subjected to damage claims.

## TESTING

All Krug Casegoods products meet or exceed the testing requirements of ANSI/BIFMA X5.5-2014 and/or X5.9 - 2012.



## FIELD PRODUCT REPORT AUTHORIZATION

Krug's written authorization, in the form of an FPR number, must be obtained prior to incurring charges of any kind if Krug is expected to pay these charges. This includes authorization for field repairs and replacements, installation and delivery charges. Krug reserves the right to have its representative inspect product related to any request for such authorizations, prior to that authorization being provided. Deductions from invoices paid for any charges to Krug, without prior written authorization in the form of an FPR, will not be accepted. Digital photographs may be required to complete the FPR process.

## RETURNS

No merchandise may be returned without Krug's prior written consent. In the event of an authorized return, a Field Product Report (FPR) number will be issued, and a restocking charge will apply. Return transportation charges must be prepaid. Unauthorized returns will not be accepted and will be returned freight collect. All merchandise being returned must be properly packaged in its original or comparable replacement packaging to ensure protection of the product during handling and transportation. Returns on orders duplicated by the customer must be received in their original packaging to be accepted. Product being returned where Krug has authorized its liability for replacement or repair will be thoroughly inspected on its return, and the results compared to the reason for the return stated on the FPR. Any discrepancies, such as additional damage, signs of usage, missing parts, etc., will result in an adjustment to the amount of credit issued.

## CARE AND MAINTENANCE

### WOOD FINISH

Although Krug's extensive finishing process ensures a durable finish on all our products, there are several steps that can be taken to protect and prolong the life and beauty of the finish. Protect the top by placing felt pads on the bottom of any accessories and mechanical equipment. Rubber and oil will permanently mark surfaces. Use a desk pad to prevent possible damage and imprinting caused by writing instruments and sharp objects.

Dust only with a clean, dry cloth, going with the grain. Clean any marks with a damp cloth, using a small quantity of mild soap or detergent. Do not use any wax-based polish, spray or silicone. Eventually, a film will build up and discolor the top. Do not place your furniture in a position of permanent exposure to direct sunlight.

### LAMINATES

Clean plastic laminate surfaces with mild soap and warm water. Do not use steel wool, hot water, or any abrasive cleaning product.

### PAINTED GLASS

To clean simply wipe with an ammonia based cleaner using a microfibre cloth. Do not use a coarse cloth or an abrasive cleaning products on painted surfaces to avoid scratching.

### FABRIC UPHOLSTERY

Professional upholstery cleaning is recommended.

### CUSTOM CAPABILITIES

Over 15% of our orders involve some type of custom work, and we invite our customers to make use of our extensive capabilities.

These include:

- 1) Dimensional customization of standard size products.
  - 2) Custom finishes
  - 3) For larger orders, completely custom designed products, as well as non-standard wood species can be specified.
- Custom orders will require additional production lead times. Contact Customer Service for more information.

## Krug Textiles - Fabric Program

Krug Grade 1, 2 and 3 fabrics are also available on a cut yardage basis.

### Grade 1

Perk	Vox	Fuse	Expo
Auburn	Bark	Azurean	Festive
Cabana	Black	Carmine	Fog
Cedar	Cocoa	Cress	Latte
Crimson	Downpour	Ginger	Leaf
Dijon	Eco	Iris	Lemon
Ebony	Frothe	Lunar	Oasis
Flint	Goldenrod	Malted	Raspberry
Patriot	Honest	Morel	Sky
Pewter	Hot	Pepper	Spirit
Regal	Limelight	Pimento	Sprout
Sesame	Morel	Pristine	Tuxedo
Walnut	Mystic	Saffron	Viola
	Navy	Walnut	Zest
	Oat		
	Par		
	Ruby		
	Snap		
	Turquoise		

### Grade 2

Epic	Knack	Bangle	Lineup
Azure	Berry	Baltic	Baltic
Capri	Brisk	Cork	Fern
Espresso	Carbon	Granite	Pewter
Flare	Dark Roast	Orchid	Sandstone
Granite	Filament	Sable	Shadow
Jute	Fresco	Suede	Spice
Kiwi	Glaze	Teak	Tranquil
Limestone	Reed		
Pearl	Sax		
Porcini	Teak		
Regal	Wave		
Slice	Zest		
Steel	Zing		

### Grade 3

Solace	Current	Clang	Kinney
Almond	Birch	Amber	Coffee
Azul	Cadet	Claret	Frappe
Blaze	Eclipse	Clove	Glacier
Carmine	Espresso	Cress	Mineral
Celadon	Moss	Flint	Nectar
Cinder	Pecan	Malt	Steel
Earth	Plum	Raven	Valentine
Ebony			
Fossil			
Gilded			
Indigo			
Ivory			
Mineral			
Pear			
Peony			

### Krug Textiles - Cut fabric per yard

Grade 1	\$53
Grade 2	\$63
Grade 3	\$73

**Krug Textiles - Leather Program**

**Grade 8**

Black	K13.1000	Graphite	K13.4000
Stone	K13.3000	Espresso	K13.8000
Sand	K13.5000	White	K13.9000

Please contact Customer Service for specific information on leathers, available colors and lead times.

**Krug Textiles - Faux Leather Program**

**Grade 2**

White	Taupe	Bisque	Wine	Sprig	Lagoon
Cream	Mocha	Chocolate	Garnet	Chinchilla	Pacific Blue
Parchment	Tan	Black	Rust	Steel	Navy
Sandstone	Chestnut	Earth	Citron	Grey	Plum
Vanilla		Brick			

**GRADED-IN UPHOLSTERY PROGRAMS**

Krug has partnered with several textile brands to grade in their offerings, designed to provide a wide range of upholstery selections for our seating products.

Upholstery pricing and availability is subject to change without notice. We grade this upholstery according to the pricing of the fabric suppliers - when their pricing changes, the Krug grade may change. When placing an order, a Krug customer must specify the complete upholstery number, along with the appropriate Krug model number and finish. Krug will supply the complete product at the prices listed. Orders specifying graded-in upholstery cannot be cancelled once the upholstery has been ordered.

**Upholstery Grades**

To determine the price of a product for graded-in upholstery, use the reference lists located on Krug’s website under - Products - Textiles, to view the upholstery grade (1-9). Krug is not responsible for the discontinuation of this upholstery. Please contact Customer Service for information on upholstery not listed.

When two upholstery selections are specified for use on seating, the higher grade upholstery price will apply to the order.

High Performance upholstery; Polyurethane, Vinyl or Crypton, is particularly suitable for healthcare and other intensive-use environments.

**Upholstery Samples**

If you require additional samples or memos for presentation, please contact fabric supplier directly.

**Flammability Standards**

- Tunnel Test Surface Ratings Class A rating
- Class 1 UFAC
- Passes State of California Technical Bulletin CAL 117-2013

Please contact fabric supplier directly for further flammability information pertaining to specific upholstery.

**Special Conditions**

Acknowledgements will give the estimated delivery date of the finished product. Some upholstery is imported, and availability may affect estimated delivery time. For large projects, please contact fabric supplier directly for availability of yardage.

**TACKBOARD FABRICS**

**KRUG PANEL FABRIC PROGRAM**

Tackboards can be upholstered in COM material supplied by the customer, and in a selection of stocked tackboard fabrics supplied by Momentum. The in-stock Momentum fabrics are priced at Grade 1 and are available on Krug Express. They are 100% polyester. For additional information and color selections, please refer to our Panel Fabrics card and Krug’s website. [www.krug.ca](http://www.krug.ca) If memo samples are required please call Momentum at 1-800-366-6839. The Momentum panel fabrics pass ASTM-E84-87 Fire Codes.

**PROGRAM DETAILS**

KrugExpress orders are ready to ship by the date acknowledged. Delivery and shipping schedules may result in actual shipping of orders at a later date. Statutory holidays and scheduled factory vacations may add to acknowledged lead times of KrugExpress orders. Unless otherwise specified on the order, the customer’s standard method of shipping Krug products will be utilized. Available factory capacity for KrugExpress is filled by orders received on a “first come, first serve” basis. If the normal KrugExpress lead time is not available for your order because available capacity has been filled, you will be immediately advised of the earliest available ready-to-ship date. Please consult your Customer Service representative in advance if you wish to confirm the specific lead time availability for a KrugExpress order. Orders must be received by midnight of a given day for that day to be considered the official day the order is received. Order lead times are acknowledged from the date the order is received, but not including the date the order is received. KrugExpress orders must be “clean” when received in order to be considered officially received on a given day, and lead times will be acknowledged from the date orders are determined to be “clean”. Changes to KrugExpress orders are not allowed under any

circumstances. Orders for product on KrugExpress must clearly state: “KrugExpress”. \*Some conditions apply. Please note PALETTE finishes are not available on KrugExpress.

**CASEGOODS PROGRAM**

Orders for casegood products on the KrugExpress program may be subject to quantity maximums. Please contact Krug Customer Service for more information. Quantity maximums are dependent upon available capacity, in order to insure that we ship all orders on time. Only actual casegood pieces and conference tables tops and bases are considered “units”. Items such as tasklights, tackboards, keyboard trays and drawers, electrical and wire management components, etc., are not considered under the quantity restrictions. For example, a typical office configuration that includes a desk, linking unit, credenza and hutch/overhead, equals a total of four units for the purposes of the quantity maximum. Only Krug In-stock panel fabric is available on the KrugExpress program. Only standard wood finishes are available for KrugExpress orders. Grommets can be specified in standard positions only. KrugExpress also includes all Krug seating and occasional tables as well as Krug conference products to complement this casegoods offering.

# CUSTOMER'S OWN MATERIAL - C.O.M.

## Customer's Own Material (COM)

**COM must be received three weeks prior to the acknowledged ship date. Orders with COM not received by the required deadline will be delayed.**

A description of the fabric, including supplier name, fabric name and color number must be included with the purchase order. When the COM fabric is received at Krug, it must be clearly identified with the fabric name and color, and tagged with name of the Krug customer and purchase order number. Krug will inspect all COM fabric when received to determine if it will be suitable for upholstery. Where Krug feels that the fabric or leather specified will compromise the quality or integrity of our products, customers will be contacted to direct these concerns. Further, Krug reserves the right to refuse to accept and use any COM fabrics or leathers that will compromise our products in any way that is unacceptable to Krug. Krug cannot assume responsibility for the durability or tailoring quality of customer's own material.

Yardage specified in this price guide is approximate. In the case of multiple product orders, multiply the number of items by the COM yardage specified to determine fabric required, unless otherwise indicated. Additional yardage may be needed if the material is less than 54" wide, or patterned or striped and requires matching. As fabric is applied horizontally, non-directional fabrics are recommended. COM fabrics are applied as they come off the roll unless otherwise specified. All striped fabrics will be applied vertically unless otherwise stated by the customer and after approval by Krug. It is the customer's responsibility to advise Krug if the upholstery is to be applied otherwise, and to advise Krug of any special upholstery instructions. Special instructions should be sent to Krug Customer Service, including a sample (or photocopy) of the fabric. Krug is not responsible for instructions sent with the fabric rolls, or for the method of upholstery if no instructions have been provided. COM fabrics for tackboards may be specified in either Maharam or Momentum panel fabrics. Krug is not responsible for determining if a fabric is not ideal for tackboard application.

Please contact Maharam at 1-800-645-3943 or Momentum at

## COM Shipping Procedures

**For tackboard COM fabrics, please send fabrics to:**

**Krug Inc.**

**111 Ahrens Street**

**Kitchener, Ontario**

**Canada N2H 4C2**

**Attention: RECEIVER**

All packages must be clearly marked "For Customs Clearance by Willson International Custom Brokers". According to the North American Free Trade Agreement (NAFTA), goods shipped between the United States and Canada can qualify for exemption from all duties, or for a reduction in duties, if the goods can be proven to originate in either the United States, Canada or Mexico.

Canada Customs requires that a NAFTA Certificate of Origin and Commercial Invoice be completed and sent with the fabric shipment. The Commercial Invoice must clearly state the description of the fabric, the selling price, the make-up or content, and the purchaser. The absence of these two documents will delay the shipments at the U.S./Canada border, thereby potentially delaying the customer order. If the total value of the shipment is less than \$1200 U.S., Customs will accept a Low Value Statement of Origin in place of the NAFTA Certificate of Origin. The Low Value Statement must be signed by a representative of the exporting company. This statement may either be included on the commercial invoice or attached to the invoice.

Krug is happy to answer any questions or concerns about COM shipping procedures and the required documents. Please contact our Customs Specialist at 1.888.578.5784.

# LAMINATES

## LAMINATES

Krug's in-stock Laminates are available in 17 different laminate selections. Please note that 4 of the colors (Gingerbread, Portobello, Ash and Willow) have textured finishes and may not be appropriate for use in patient areas due to infection control concerns. Minimum order quantities and extended lead times may apply for exotic laminate colors, please check with customer service. Polymer Edge will be selected to match the worksurface. Krug's previous laminate in-stock program will be phased out as in-stock supply depletes. Please contact customer service for availability.

## IN-STOCK LAMINATES

Wood Grain Laminates	High Pressure Laminate Supplier	Textured Wood Grain Laminates	High Pressure Laminate Supplier
Champagne	Tafisa T492CR	Gingerbread	Tafisa T556UR
Hardrock Maple	Formica 86992-58	Portobello	Tafisa T557UR
Dune	Tafisa T491CR	Ash	Tafisa T535AT
Copper	Tafisa T521CR	Willow	Tafisa T543AT
Shiraz Cherry	Tafisa T472CR	<b>Solid Laminates</b>	
Park Avenue Walnut	Wilsonart 7984-38	Designer White	Wilsonart D354-60
Chocolate	Tafisa T498CR	Platinum	Tafisa T202CR
Nutmeg	Tafisa T477CR	Earth	Tafisa T767CR
Dark Walnut	Tafisa T469CR	Charcoal	Tafisa T228CR

## PHASE OUT LAMINATES

Mocha Cherry - Almond - Black- Shadows - Edgewood Sycamore - Gunstock Walnut

## Non-Stocked Laminates

For specific lead time and application questions, please contact Krug Customer Service for your requirement. Upcharges will be applicable for non-stocked laminates, depending on their cost. Non-stock laminates may require a minimum order quantity, please contact customer service. Stocked polymer edges only can be specified for use with non-stocked laminates or tops will be self-edged.

# ARTEMIS LAMINATE | TABLE OF CONTENTS

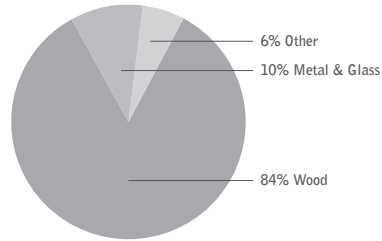
427	LEED CI Credit Summary
427	level® Certification, Air Emissions and FSC Certificati
428	Laminate - Technical
429	Laminates
430	General Product Specification
430	Non-Standard Product Guidelines for Pricing
438	Sample Configuration
439	Desks
448	Returns
460	Linking
462	Credenzas
469	Overheads
470	Overhead Tackboards
471	Hutches
474	Hutch Tackboards
475	Paper Managers & Modular Pedestals
476	Keyboard Tray & Cable Management
477	Accessories & Power Management
479	Bookcases
480	Storage
485	Wardrobes
486	Modular Tops & Meeting Tables
487	Modular
489	Reception
490	Metal Modular Components
494	Media Wall



# ARTEMIS LAMINATE | LEED CI CREDIT SUMMARY



MATERIAL CONTENT:



PRE-CONSUMER RECYCLED CONTENT = 81%

POST-CONSUMER RECYCLED CONTENT = 3%

## CONTRIBUTES TO

CREDIT 2.1 - 2.2	Construction Waste Management	1-2 point(s)
CREDIT 3.3	Resource Reuse	1 point(s)
CREDIT 4.1	Recycled Content	1 point(s)
CREDIT 4.2	Recycled Content	1 point(s)
CREDIT 4.4	Low Emitting Materials	
	Composite Wood & Laminate Adhesives	1 point(s)
CREDIT 5.1	Regional Materials*	1 point(s)
CREDIT 7	Certified Wood (PLEASE ENQUIRE)	1 point(s)

\* This credit is only applicable if in total 20% of the combined value of the procurement of construction materials and in the furniture are manufactured within a radius of 500 miles. This credit will apply if the installation of the finished product occurs within 500 miles of Toronto, Ontario.

## level® CERTIFICATION, AIR EMISSIONS AND FSC® CERTIFICATION



### level® Certification

BIFMA's e3 Furniture Sustainability Standard is a voluntary, multi-attribute standard that measures the degree of sustainability of furniture. This standard evaluates product and company environmental attributes and compliance systems in a wide range of elements which include Materials, Energy & Atmosphere, Human & Ecosystem Health and Social Responsibility. Artemis Laminate products have earned level®, BIFMA's sustainability certification program for furniture, certification through third-party verification against the e3 standard.



FSC  
www.fsc.org  
FSC® C021699

The mark of responsible forestry

### Air Emissions

All Artemis products are supplied air emissions certified. Contact customer service for information and upcharges.

### FSC®

In 2005, Krug received Forest Stewardship Council® (FSC®) Chain-of-Custody certification for our manufacturing facilities. The FSC® Chain-of-Custody tracks certified wood from seedling to final sale. It signifies that the growth, harvesting and production of goods are entirely achieved through responsible forestry, which guarantees a healthy supply of forest resources for generations to come. Artemis and other Krug products can be specified with one of two types of FSC® Certification:

(a) FSC®-certified (which includes FSC®-certified lumber, veneer and substrate material)

(b) FSC®-mix certified (which includes substrate material only, and is a lower cost option certification)

Both FSC® certification types may require upcharges, and often require additional lead time. Contact customer service for further information, pricing and leadtimes.



In addition, architects, designers, and building professionals can specify FSC®-certified products in order to achieve a point from the U.S. Green Building Council's Leadership in Energy and Environmental Design (LEED) Rating System.

# LAMINATE - TECHNICAL SPECIFICATIONS

(All references to "Laminate" in this price list mean thermofused melamine. This material is also known as low-pressure laminate or Laminate)

PROPERTIES	DESCRIPTION	(LD 3-2005)	PROGRAM
Wear Resistance	Measure of the ability of the surface to keep its design or color under abrasive wear	400 cycles	400 cycles - Solid Colors 125 cycles - Prints
Appearance	Presence of visual defects on decorative surface	No surface defects	No surface defects
Scratch Resistance	Measure of the ability of decorative surface to scratch by diamond tip tool	n/a	3.4 N
Stain Resistance	Measure of the ability of the decorative surface to resist to stain when exposed to 15 household products see list below of products tested)	1 to 10 no effect 11 to 15 moderate (difficult to perceive the stain)	1 to 10 no effect 11 to 15 moderate
Cleanability	Measure of the ability of a decorative surface to be cleaned when exposed to 15 soiling agents (See list below)	Maximum 20	Maximum 20
Light Resistance	Measure of the ability of a decorative surface to retain its color when exposed to a light source close to sunlight	Slight	Slight
High Temperature Resistance	Measure of the ability of a decorative surface to maintain its color and aspect when exposed to high temperature	Slight	Slight
Radiant Heat Resistance	Measure of the ability of a decorative surface to resist any damage when exposed to a radiant heat source	No effect after 60 seconds	No effect after 60 seconds
Boiling Water Resistance	Measure of the ability of a decorative surface to resist any damage when exposed to boiling water for 20 minutes	No effect	No effect
Impact Resistance	Measure of the maximal falling height of a steel ball that does not cause fracture to the decorative surface	381 mm/n 15 in	381 mm/n 15 in
Fire Resistance	Measure of flame spread rating under controlled conditions	n/a	Class III
Warping	Measure of the maximal departure of the surface from flatness	n/a	3 mm/m

STAIN RESISTANCE (see above)  
products tested:

STAIN	PREPARATION NOTES	APPLICATION
1. Distilled Water	As received	Apply 2 drops (6 mm spot) cover with watch glass
2. Ethyl Alcohol Solution	A solution of 50% ethyl alcohol and 50% distilled water as received	As above
3. Acetone	As received	As above
4. Household Ammonia	As received (non-sudsing type)	As above
5. 10% Citric Acid	A solution of 10% citric acid in distilled water	As above
6. Vegetable Oil	As received	As above
7. Fresh Coffee	1 teaspoon instant coffee per 180 ml of distilled water	As above
8. Fresh Tea	Brew 1 tea bag per 120 ml distilled boiling water for 2 minutes	As above
9. Ketchup	As received	As above
10. Yellow Mustard	As received	As above
11. 10% Povidone Iodine	As received	As above
12. Black Permanent Marker	As received	Mark spot (6 mm spot), do not cover
13. #2 Pencil	As received	As above
14. Wax Crayon	As received	As above
15. Black Paste Shoe Polish	As received	Apply (6 mm spot) do not cover

\* NEMA is the recognized standard for high-pressure laminates.

# HIGH-PRESSURE WORKSURFACE LAMINATE- TECHNICAL SPECIFICATIONS

PHYSICAL PROPERTIES	NEMA LD3-2005	STANDARD HPLs
Appearance	3.1	No ABC Defects
Light Resistance	3.3	Slight
Cleanability	3.4	20 (maximum)
Stain Resistance (see Products Tested on previous page)	3.4	
Reagents 1-10		No Effect
Reagents 11-15		Moderate
Boiling Water Resistance	3.5	Slight
High Temperature Resistance	3.6	Slight
Ball Impact Resistance - mm - in	3.8	762 (minimum) 30 (minimum)
Radiant Heat Resistance - sec	3.10	100 (minimum)
Dimensional Change	3.11	
Machine Direction - %		1.1 (maximum)
Cross Direction - %		1.4 (maximum)
Wear Resistance - cycles	3.13	400 (minimum)

## ARTEMIS LAMINATE | LAMINATES

### LAMINATES

Krug's in-stock Laminates are available in 17 different laminate selections. Please note that 4 of the colors (Gingerbread, Portobello, Ash and Willow) have textured finishes and may not be appropriate for use in patient areas due to infection control concerns. Minimum order quantities and extended lead times may apply for exotic laminate colors, please check with customer service. Polymer Edge will be selected to match the worksurface. Krug's previous laminate in-stock program will be phased out as in-stock supply depletes. Please contact customer service for availability.

### IN-STOCK LAMINATES

Wood Grain Laminates	High Pressure Laminate Supplier	Textured Wood Grain Laminates	High Pressure Laminate Supplier
Champagne	Tafisa T492CR	Gingerbread	Tafisa T556UR
Hardrock Maple	Formica 86992-58	Portobello	Tafisa T557UR
Dune	Tafisa T491CR	Ash	Tafisa T535AT
Copper	Tafisa T521CR	Willow	Tafisa T543AT
Shiraz Cherry	Tafisa T472CR		
Park Avenue Walnut	Wilsonart 7984-38	<b>Solid Laminates</b>	
Chocolate	Tafisa T498CR	Designer White	Wilsonart D354-60
Nutmeg	Tafisa T477CR	Platinum	Tafisa T202CR
Dark Walnut	Tafisa T469CR	Earth	Tafisa T767CR
		Charcoal	Tafisa T228CR

### PHASE OUT LAMINATES

Mocha Cherry - Almond - Black- Shadows - Edgewood Sycamore - Gunstock Walnut

### Non-Stocked Laminates

For specific lead time and application questions, please contact Krug Customer Service for your requirement. Upcharges will be applicable for non-stocked laminates, depending on their cost. Non-stock laminates may require a minimum order quantity, please contact customer service. Stocked polymer edges only can be specified for use with non-stocked laminates or tops will be self-edged.

# ARTEMIS LAMINATE | GENERAL PRODUCT SPECIFICATIONS

## Work Surfaces

Laminate worksurfaces are 1-1/4" thick, and have thermally fused laminate applied to particle board core. High Pressure plastic Laminate (HPL) worksurfaces are 1-1/8" thick, and have plastic laminate applied to particle board core, with a laminate backer. All worksurface height tops have profiled edges on all sides, except when using the M profile in a polymer edge on a laminate top. In this case the profile appears on the front and back sides only on desks. On credenza, return, linking unit, and 2 hi storage unit tops the side and back edges are not profiled (see page 645)

## Modesty Panels

Modesty panels are standard on all desks, and optional on shaped tops, returns, linking units and credenzas.

## Metal Legs

The metal legs in Artemis Laminate have a silver metallic finish

## Locks

Locks are standard on all pedestals and storage unit lateral file drawers. Locks are optional on door fronts and must be specified at time of order. All lock cores are silver. Locks are not available on glass doors.

## Latches

Bookcase doors are equipped with touch latches mounted inside the top edge of the door when no pulls are specified. Pier hatches have an option of a pull on the pier door only, touch latched will not be provided.

## Drawers

Desk box and file drawers have fully progressive full extension slides and are load rated at 125 lbs. per drawer. All drawer interiors are maple print components with a 1/4" matching laminate bottom. All file drawers are equipped for letter and legal filing. All box/box/file pedestals in desks are supplied with one molded black pencil tray.

## Glides

Adjustable glides are 1-1/2" long and allow for a range of adjustment of 1 1/4".

## Hinges

Hinges on all hutch, overhead and bookcase laminate doors are European style with 165 degree opening. Frosted glass doors have 105 degree opening. All hinges are fully adjustable.

## Pulls

All pulls are die cast with a choice of silver metallic powder coat and grey metallic powder coat finish options. Pulls are supplied on all drawers.

## Metal Cabinets

Steel frame construction is welded and channels are formed in key areas for strength. Inner frame is 20 gauge metal. Fronts, tops, outer panels are 20 and 22 gauge steel. Standard PAINT FINISH • Silver Metallic Powder Coat • Additional colors are available upon request.

## Testing Information

Artemis Laminate meets or exceeds the testing requirements of ANSI/BIFMA X5.5-2014 and/or X5.9 - 2012.



# ARTEMIS LAMINATE | NON-STANDARD PRODUCT GUIDELINES FOR PRICING

## PRICING METHODS

Custom widths: Apply the price that is one standard size larger than the desired case size (but same depth). Example: required dimension is 74" x 24", so take the price of the 78" x 24" unit. Custom depths: Apply the price of the same unit one size deeper (but same width).

Example: required dimension is 72" x 26", so take the price of the 72" x 30" unit.

Custom width & depth: Apply the price of the same unit both one size wider and one size deeper.

Example: required dimension is 74" x 26", so take price of the first standard size above 84" x 30" unit.

Custom height of desk height cases: Add	18% (31-32" HI)
Grommets in non-standard positions, add:	\$288 list
To remove hutch or overhead doors, deduct:	4% list
Bookcase with optional pull out printer shelf, add:	\$181 list
Bookcase with optional vent in back (includes 2 vents and 1 grommet), add:	\$230 list
2 lateral file and 3 or 4 closed shelves - convert to half open, half closed shelves, add:	15% list
2 lateral file and 3 or 4 closed shelves - convert to half open, half wardrobe, add:	15% list
To remove storage doors for open shelves, deduct:	4% list

## EXCEPTIONS TO THE PRICING METHODS ABOVE

Sizes larger than largest shown in Price List.

Glass door – any style.

Cases with curvilinear tops where the radius becomes non-standard.

Please contact Specials Coordinator or Krug Customer Service at 1.888.578.KRUG if you require assistance.

PLEASE NOTE: Cases with non-standard features do not apply to the rules above. Contact Krug Customer Service if you require assistance.

# ARTEMIS LAMINATE | GENERAL PRODUCT SPECIFICATIONS

## EDGE PROFILES



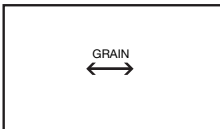
Flat Edge - T



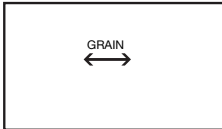
Radius Edge - D

### T and D Profiles Polymer Edge

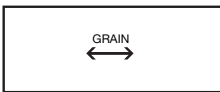
The T and D profiles are applied to all edges of Desks, Credenzas, Curvilinear Desks, Returns, Linking Units, Corner Units, Bookcase and 2 Hi Storage Units tops. Plan views of each are shown below.



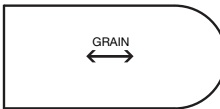
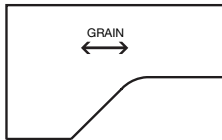
Desks



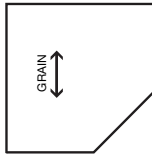
Returns and Linking Units



Credenza



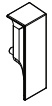
Curvilinear Desks



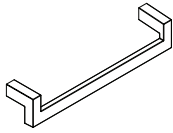
Corner Units

# ARTEMIS LAMINATE | PULLS & LOCKS

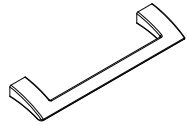
## Drawer Pulls



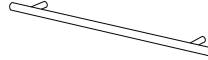
Athena



Diana



Hera



Sono



Finger Pull - Metal Cases Only

Artemis pulls are available in two standard finishes - SILVER METALLIC and GRAY METALLIC. Please specify finish color on purchase order. Artemis pulls are standard on drawer fronts and can be specified on doors. See below for orientation of pulls

Doors with Pulls Above Work Surface Height:	Doors with Pulls Below Work Surface Height:	Pulls on All Drawer Fronts:
Athena Vertical	Athena Vertical	Athena Vertical
Diana Vertical	Diana Horizontal	Diana Horizontal
Hera Vertical	Hera Horizontal	Hera Horizontal
Sono Vertical	Sono Horizontal	Sono Horizontal

Artemis Metal Pedestals will be supplied with a finger pull as standard. Diana, Hera and Sono pulls can be specified for metal drawer fronts at no up-charge. Athena pulls will not be available on metal fronts.

## Locks

Locks are provided as standard features on all pedestals, except bookcase pedestals, including those in desks, credenzas, and lateral fill storage units. Satin Aluminum lock plugs are located on the fronts of all cases.

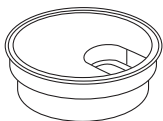
Locks are available on the bookcase doors at an upcharge of \$116 list per set of (2) doors, please specify at time of order. If a hutch or overhead has an uneven amount of doors the single lock required is also \$116. Lock plugs for bookcase doors are generally located on the top inside corner of the door front. Lock plugs for hutch and overhead doors are generally located on the lower inside corners. Suites can be keyed alike at no upcharge, please specify on purchase order.

# ARTEMIS LAMINATE | POWER MANAGEMENT

## GROMMETS - Optional (Top Only)

All cases may be specified with one grommet in a standard position at no upcharge. A \$116 list upcharge will apply to additional grommets in standard positions and for grommets requested in non-standard positions a \$288 list upcharge will apply.

The grommet position must be indicated for each case on the order. Please specify location of grommet when ordering.



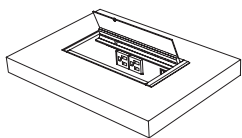
## GROMMETS - Round

A round grommet in a satin metallic finish with an open and shut mouse hole serves to provide cable passage for areas not requiring a large opening. The grommet position must be indicated for each case on the order. Please specify location of grommet when ordering.

Grommets can be field installed with a power drill, 60 mm hole saw. Please keep in mind the location of the grommets when specifying paper managers or pier hutches for use with worksurfaces. For example, a paper-manager on the left-hand side may be used with a "C", "BR" or "AR" grommet.

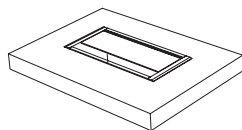
## POWERPORT

A PowerPort is a unique worksurface mounted module that can be specified to a location that best serves the user's needs. It includes a UL approved electrical, voice and data power bar, containing two 115 - volt electrical simplex outlets which are accessible from the work surface, plus a utility outlet at the end for daisy chaining purposes. 3 data versions are available, please see page 689 for options.



## PORT

A service module having no power bar will serve as a large grommet. A hinged lid easily enables the passage of several cables and devices.



## 76PDVM (Power/ Data/ Voice Module)

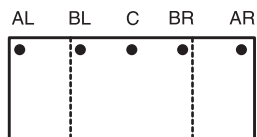
The worksurface mounted 76PDVM can be specified to a standard location that best serves the user's needs. It is CSA/UL approved, and comes with 2 - 115 volt electrical convenience outlets, 1 - RJ 11 communication port, and 1 - RJ 45 data port.



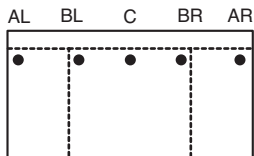
Please keep in mind the location of Powerports, Ports, and 76PDVM's when specifying paper managers or pier door hutches for use with worksurfaces. For example, a paper manager or a pier on the left-hand side may be use with a "C", "BR", or "AR" Power port.

## Standard Grommet & PowerPort Positions

### Desks, Credenzas, Link Units & Returns



30" deep desks:  
 Position Code:  
 AL – left corner  
 BL – left end beside pedestal gable  
 C – center  
 BR – right end beside pedestal gable  
 AR – right corner




36" deep desks:  
 Position Code:  
 AL – left corner  
 BL – left end beside pedestal gable  
 C – center  
 BR – right end beside pedestal gable  
 AR – right corner

"BR" and "BL" are only available on tops 60" or longer.

### Curvilinear Top Grommets & PowerPorts

"AL" and "AR" are the only grommet and PowerPort locations that apply to **curvilinear returns**. Please note these locations are not applicable on the 36" deep top and fixed modesty panel.

Guest Side




Guest Side




Position code:  
 AL - left corner on right hand return  
 AR - right corner on left hand return

**Curvilinear desk** grommets and PowerPorts can only be specified in "C" position.



User Side



User Side

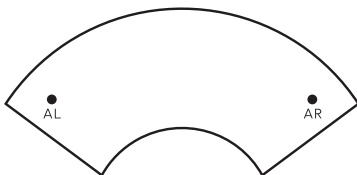


User Side

Position Code: C center

### Crescent Return Grommets

PowerPorts are not available on Crescent returns.



Position Code:  
 AL - left corner on return  
 AR - right corner on return

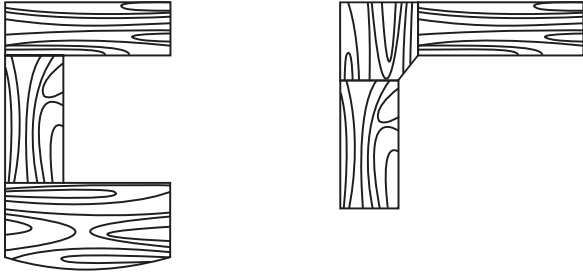
# ARTEMIS LAMINATE | LAMINATE WORKSURFACES

## Laminate Worksurfaces

Standard Artemis laminate casegoods will have low pressure laminate worksurfaces and a low pressure laminate chassis. Optional high pressure laminate worksurfaces are available.

Worksurfaces are available with the following options:

- 1) Laminate with Polymer Edge
- 2) High Pressure Laminate (HPL) with Polymer Edge.



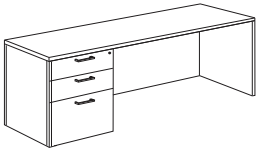
The grain direction runs lengthwise on all worksurfaces .



The diagram illustrates the placement of laminate on Krug worksurfaces. The shaded areas represent laminate, while the non-shaded area indicates the polymer edge.

**Grain Direction:** All components have vertical grain direction except, there will be a horizontal grain on hutch back panels, half modesty panels on desk returns, returns with curvilinear tops, and credenza shell backs. Desk shells, desk returns, gallery desks and linking units incorporate split panels in order to maintain vertical grain direction.

# ARTEMIS LAMINATE | CREDENZAS



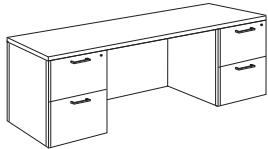
## Credenzas

Artemis Laminate offers a wide variety of credenzas for use as stand alone storage pieces, part of a connected worksurface configuration, or behind a desk.

Choose from single or double pedestal options, with fixed or hinged modesty panel

## Modesty Panels

Credenzas with hinged modesty panels provide easy access to wall mounted electrical sources without wiring difficulties



Credenzas with modesty panels have an added finished look, and all cases are available with a wiring grommet in a standard position for added cable management, please specify on your order. Wiring grommets can be specified above the pedestal location

## Pedestals

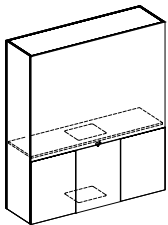
Artemis Laminate credenzas are available with single, lateral file, combination pedestals or bookcase pedestals.

# ARTEMIS LAMINATE | MEDIA WALL SPECIFICATIONS

## Media Wall:

No storage. Removable access panel for wire management.

Wire management cutout in the base of center bookcase is 10-1/4" x 12-3/4".



Media Wall units must be used in conjunction with a media hub runoff top and base.

Runoff tops and bases sold separately and available in both desk and bar heights.

Desk height runoff tops are mounted at 29.5" in height.

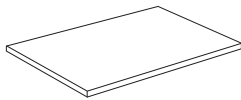
Bar height runoff tops are mounted at 42" in height.

Bank of drawers includes 3 box drawers.

Back of unit is unfinished



## ARTEMIS LAMINATE | LINKING & CORNER UNITS



Artemis Laminate linking units and corner units are available in a range of sizes for ease of use in configuring a connected worksurface.

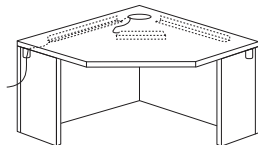
### Linking Units

Linking Units are for use between desks and credenzas in creating a U-shaped configuration, and must be supported at both ends. They are available with or without modesty panels.

### Corner Units

A corner unit can also be used on a U-shaped configuration, or it can be an integral part of a L-shaped work area with returns or linking units linked to either side.

Corner units have a standard grommet included in the back corner for ease of cable management, and have additional wire management access grommets in the half gables so that cable can be run to other areas of the connected worksurface. This can be assisted by a cut length of wire management cover.



## ARTEMIS LAMINATE | HUTCHES, OVERHEADS, & TACKBOARDS

### Hutches and Overheads

Artemis Laminate offers hutch and overhead options for use in a work area configuration

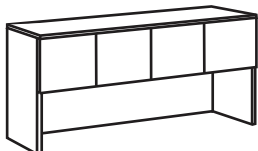
All hutches and overheads include tasklights that are factory installed and require no field adjustment. Tasklights are mounted beneath the cabinet and hidden from view. Selected hutches are available with silver metallic framed frosted glass doors.

### Doors

Doors are equipped with fully adjustable European style hinges. Locks are optional and can be specified at time of order for an upcharge of \$116 per set of (2) doors. If an uneven amount of doors require locks, the lock on the single door is \$116. Locks are not available on glass doors.

### Hutch Power/ Data/ Voice Module

Access to power and data is made simple by using a hutch with a power/data/voice module built right into the tackboard. The module is fully installed at the factory but can be removed to connect data links on site. It features a flip door that retracts into the case of the unit when open.



Please note, not all fabrics are suitable for tackboard application. Tackboard fabric selections should be supplied with the order information.

Tackboards are not included with overheads, see page 684 for pricing. Overhead tackboards include wall mounting hardware and instructions.

Only hutches and overhead tackboards in Krug panel fabrics are available on KrugExpress.

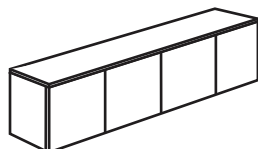
### Tasklights

Tasklights are included with hutches and overheads. On hutches, the tasklight cord is threaded behind the hutch through a standard access grommet on the upper right hand side of the back panel.

Tasklights are installed on the underside of overhead units. Cords run down the right hand side of the tasklight to the worksurface where they can be routed behind the worksurface top. The use of a wall mounted Overhead tackboard conceals the cord from view.


### Installation

Hutch and overhead installation instructions are included with every case or can be found in this guide on page 651. All mounting hardware required is included with the product.



# ARTEMIS LAMINATE | FILING INSTRUCTIONS

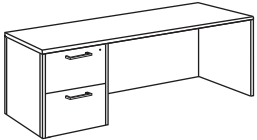
Drawers will be offered for letter and legal size filing. All units are equipped with file bars that are fixed in place for shipping.



## Desk Pedestal File Drawers

Filing Capacity:  
 15" drawers  
 21" of letter filing front to back or  
 12" of legal filing side to side  
 22" pedestal drawer depths allow only one row of side to side files


Weight capacity of pedestal file drawers is 125 lbs



## Credenza and Return Pedestal File Drawers

Filing Capacity:  
 15" drawers  
 15" of letter filing front to back or  
 12" of legal filing side to side  
 16" pedestal drawer depths allow only one row of side to side files

Weight capacity of pedestal file drawers is 125 lbs

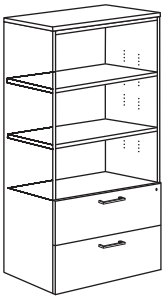



## Credenza, Return or Storage Lateral File Drawers

Filing Capacity:  
 30" wide drawers:  
 30" letter filing front to back, or  
 25" legal filing side to side  
 15" or legal filing front to back.  
 When filing front to back, 30" lateral file drawer widths allow two rows of letter filing, but only one row of legal file width

Filing capacity:  
 36" wide drawers:  
 30" letter filing front to back, or  
 36" legal filing side to side, or  
 30" legal filing front to back.

Weight capacity of lateral file drawers is 135 lbs



## Linking Units, Tops and Returns

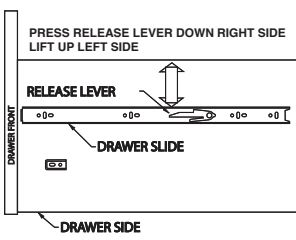
It is important that the main units (desk, credenza) to which the linking unit or return is being attached be in their final position and leveled

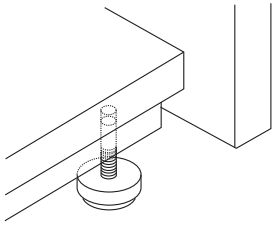
Units are connected with mending plates under the worksurface from the modesty to the end panels. Attach the mending plates under the worksurface, ensure cases are level and if necessary adjust the glides to achieve flush and firm joints before completing installation of mending plates to the modesty and end panels.

## Drawer Removal

Pull drawer and slide out to the full extension position. With index finger, lift up the release lever on the left and press down the release lever on the right side of the drawer (as shown).

Pull out the drawer with the attached drawer channel from the cabinet member.  
 To re-assemble, insert the drawer through the guide.





## Glide Adjustment

Raise one corner of the unit at a time and adjust the glide to the desired height by turning the glide in the hole. Make sure unit is level after adjusting the glides.

Please note that the maximum adjustment range of the glides is 1 1/4" on all laminate units. The maximum adjustment range of the glides is 1 5/8" for metal pedestals, 5/8" for metal bookcases and 7/8" for metal storage cabinets.

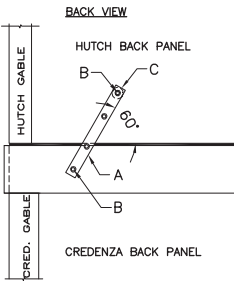
When moving units after glides have been inserted, dial the glides to the lowest position to prevent damage.

## Hutch Installation

Before installing the hutch, insure that the worksurface has been placed in the final position and leveled. The worksurface should then be moved out a sufficient distance to allow access to the back. It is recommended that the minimum amount of movement be used with the leveling glides extended to prevent damage to the glides. The hutch comes with self-adhesive foam strips that must be applied to the bottom edge prior to placing the hutch on the credenza. The foam is best applied with the hutch lying on its back. Do not leave any gaps in the foam strip, in order to prevent scratches to the credenza top while placing the hutch.

Place the hutch securely on the worksurface. Try to minimize any movement of the hutch to prevent scratching. Use of a blanket on the front portion of the credenza is recommended.

Using the supplied hardware, screw the flat bracket (A) to the top of the credenza at each end, using the 3/4" screws (B). Swing the bracket up to approximately 60° and place the supplied washer (C) behind the top hole in the bracket. Screw through the bracket and washer into the hutch back with the 3/4" screws (B). Tighten all screws. Move combined hutch and credenza back to final location. Check for level again and adjust as required.



## Door Adjustments

Hinges on all bookcase, overhead and hutch doors are designed to be adjusted for depth, horizontal and vertical alignment. This is easily done by adjusting the appropriate screw. See drawing.

To remove a door, pull the release clip and pull out the door, disconnecting hinges.

## Overhead Units

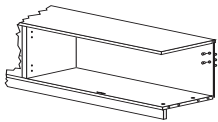

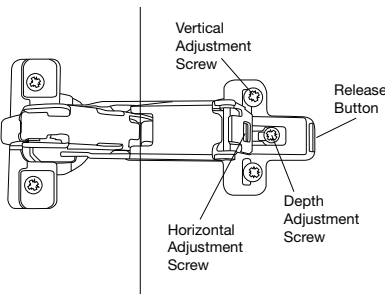
The wall mount overhead units must be installed on wall studs. The first step for installation is to locate the studs in the wall where the overhead is to be mounted.

Position the overhead hanger rail on the wall to insure studs line up with pre-drilled holes in the hanger rail and mark the location on the wall.

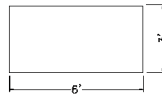
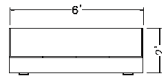
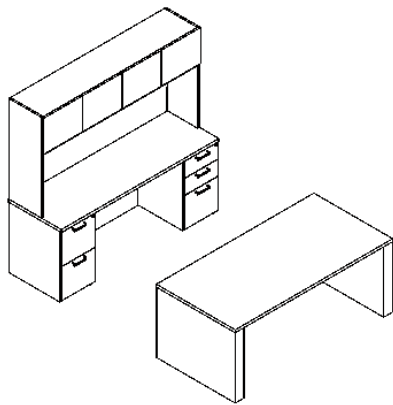
Drill holes at the marked hole locations. Fasteners are to be provided by the installer, so hole size will be determined by size of fastener chosen. If studs cannot be accessed, then appropriate drywall plugs or butterfly bolts should be used. If the end of the wall rail is further than 3" from a stud, toggle bolts must be fastened through holes 1 and 3. Fasten the mounting rail to the wall insuring that it is level.

Remove the black plugs located on the inside face of the back panel to gain access to the adjusting screws on the hanging brackets. Hang the overhead on the mounting rail. The hanging brackets provide vertical and plumb adjusting screws. Level the cabinet by using these screws. All brackets must be adjusted so that they all support the cabinet. When leveling of the overhead is complete, insert the black plugs in the holes to cover the adjusting screws.

Installation instructions (included with each case) must be followed exactly.

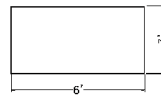
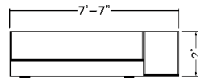
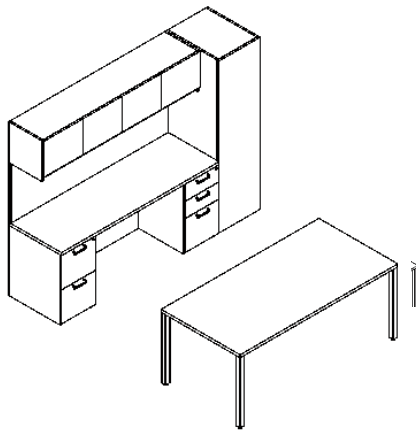


# ARTEMIS LAMINATE | SAMPLE CONFIGURATIONS



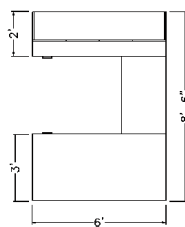
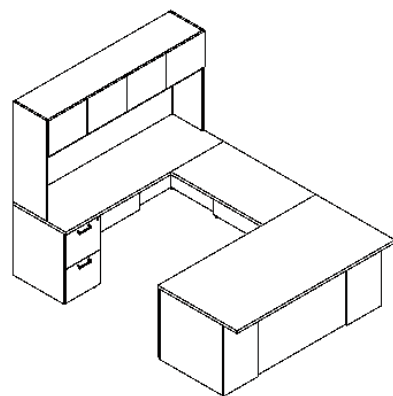
	Model	Laminate/ Poly Edge	High Pressure Laminate/ Poly Edge
Desk	72TD7236	1449	1799
Hutch	72HT721640	1962	
Credenza	72CY72244LDRF	2208	2464
<b>TOTAL</b>		<b>5,619</b>	<b>6,225</b>

\*with laminate hutch



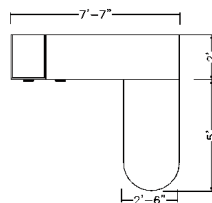
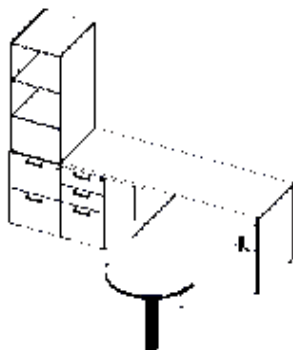
	Model	Laminate/ Poly Edge	High Pressure Laminate/ Poly Edge
Desk	72TD7236M	1584	2261
Overhead	72OHW721616	1191	
Tackboard	72TBOHW7224	390	390
Credenza	72CY72244LDRF	2208	2464
Storage	72ST19246911R	1235	
<b>TOTAL</b>		<b>6,608</b>	<b>7,541*</b>

\*with laminate overhead & storage



	Model	Laminate/ Poly Edge	High Pressure Laminate/ Poly Edge
Desk	72D72364LORF	1806	2147
Link Unit	72LU4224HX46	510	627
Hutch	72HT721640	1962	
Credenza	72C72244XLDR0	1518	1740
<b>TOTAL</b>		<b>5,796</b>	<b>6,476*</b>

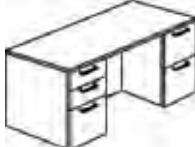
\*with laminate hutch

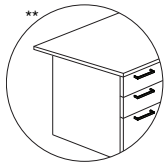


	Model	Laminate/ Poly Edge	High Pressure Laminate/ Poly Edge
Return	72RHB6030RV26D8	779	1013
Storage	72ST19246990	1418	
Credenza	72CY7220LFR0	1969	2237
<b>TOTAL</b>		<b>4,166</b>	<b>4,668</b>

\*with laminate hutch


# ARTEMIS LAMINATE | DESKS

Description	Model	Laminate Top/Polymer Edge	HPL Top/Polymer Edge	W	D	H	KW	Shipping Weight	Cubic Feet
Rectangular Desk	72D60304LDRF	1982	2260	59.75	30	29.5	28.5	218	39
Double Pedestal	72D60304LFRD	1982	2260	59.75	30	29.5	28.5	218	39
	72D60304LFRF	1982	2260	59.75	30	29.5	28.5	218	39
	72D66304LDRF*	2088	2381	65.75	30	29.5	34.5	224	42.75
	72D66304LFRD	2088	2381	65.75	30	29.5	34.5	224	42.75
	72D66304LFRF	2088	2381	65.75	30	29.5	34.5	224	42.75
	72D66364LDRF	2156	2457	65.75	36	29.5	34.5	236	50
	72D66364LFRD	2156	2457	65.75	36	29.5	34.5	236	50
	72D66364LFRF	2156	2457	65.75	36	29.5	34.5	236	50
	72D72304LDRF	2124	2422	71.75	30	29.5	40.5	246	46.5
	72D72304LFRD	2124	2422	71.75	30	29.5	40.5	246	46.5
	72D72304LFRF	2124	2422	71.75	30	29.5	40.5	246	46.5
	72D72364LDRF	2197	2519	71.75	36	29.5	40.5	248	54.75
	72D72364LFRD**	2197	2519	71.75	36	29.5	40.5	248	54.75
	72D72364LFRF	2197	2519	71.75	36	29.5	40.5	248	54.75
	72D78304LDRF	2202	2526	77.75	30	29.5	46.5	248	50
	72D78304LFRD	2202	2526	77.75	30	29.5	46.5	248	50
	72D78304LFRF	2202	2526	77.75	30	29.5	46.5	248	50
	72D78364LDRF	2310	2651	77.75	36	29.5	46.5	248	59
	72D78364LFRD	2310	2651	77.75	36	29.5	46.5	248	59
	72D78364LFRF	2310	2651	77.75	36	29.5	46.5	248	59
	72D84364LDRF	2461	2822	77.75	36	29.5	54.5	272	63
72D84364LFRD	2461	2822	77.75	36	29.5	54.5	272	63	
72D84364LFRF	2461	2822	77.75	36	29.5	54.5	272	63	



### ORDERING NOTES:

\*\*Shows overhang on 36" Desks..

Rectangular Desk	72D60304LFR0	1470	1750	59.75	30	29.5	43	206	39
Double Pedestal	72D60304L0RF	1470	1750	59.75	30	29.5	43	206	39
	72D66304LFR0*	1575	1873	65.75	30	29.5	49	212	42.75
	72D66304L0RF	1575	1873	65.75	30	29.5	49	212	42.75
	72D66364LFR0	1710	2032	65.75	36	29.5	49	224	50
	72D66364L0RF	1710	2032	65.75	36	29.5	49	224	50
	72D72304LFR0	1648	1960	71.75	30	29.5	55	224	46.5
	72D72304L0RF	1648	1960	71.75	30	29.5	55	224	46.5
	72D72364LFR0	1806	2147	71.75	36	29.5	55	236	54.75
	72D72364L0RF	1806	2147	71.75	36	29.5	55	236	54.75
	72D78304LFR0	1769	2105	77.75	30	29.5	61	236	50
	72D78304L0RF	1769	2105	77.75	30	29.5	61	236	50
	72D78364LFR0	1907	2268	77.75	36	29.5	61	242	59
	72D78364L0RF	1907	2268	77.75	36	29.5	61	242	59
	72D84364LFR0	1999	2376	77.75	36	29.5	67	260	63
	72D84364L0RF	1999	2376	77.75	36	29.5	67	260	63

### ORDERING PROCEDURE

To order, please specify the following:

- 1) Krug product model number
- 2) Wood species and finish, see page 26
- 3) Wood edge detail- I,H, L or P, see page 264
- 4) Pull style, see page 265
- 5) Grommet location if applicable

\*Indicates model illustrated by line drawing.

### CODE DESCRIPTION

L - left handed pedestal position  
 R - right handed pedestal position  
 4 - full height pedestal  
 D - 2 file drawer  
 F - 2 box, 1 file drawe  
 0 - no pedestal

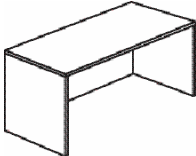
### STANDARD FINISHES

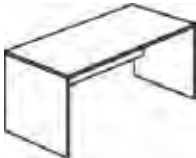
For a complete list of standard wood finishes please see page xx


### GROMMETS

One grommet in standard position is optional at no charge. See page 645 for more power management information.

# ARTEMIS LAMINATE | DESKS

Description	Model	Laminate Top/Polymer Edge	HPL Top/Polymer Edge	W	D	H	KW	Shipping Weight	Cubic Feet	
	Rectangular Desk	72SD6030X46	870	1107	59.75	30	29.5	57.5	154	39
	Shell with Full Height	72SD6630X46	923	1174	65.75	30	29.5	63.5	198	42.75
	Modesty Panel	72SD6636X46	1011	1287	65.75	36	29.5	63.5	215	50
		72SD7230X46*	959	1220	71.75	30	29.5	69.5	210	46.5
		72SD7236X46	1047	1377	71.75	36	29.5	69.5	228	54.75
		72SD7830X46	1092	1391	77.75	30	29.5	75.5	210	46.5
		72SD7836X46	1139	1498	77.75	36	29.5	75.5	241	59
		72SD8436X46	1242	1580	78.75	36	29.5	81.5	254	63

	Rectangular Desk	72SD6030X36	870	1107	59.75	30	29.5	57.5	146	39
	Shell with 3/4 Height	72SD6630X36	923	1174	65.75	30	29.5	63.5	198	42.75
	Modesty Panel	72SD6636X36	1011	1287	65.75	36	29.5	63.5	215	50
		72SD7230X36	959	1220	71.75	30	29.5	69.5	210	46.5
		72SD7236X36*	1047	1332	71.75	36	29.5	69.5	228	54.75
		72SD7830X36	1092	1391	77.75	30	29.5	75.5	210	46.5
		72SD7836X36	1139	1451	77.75	36	29.5	75.5	241	59
		72SD8436X36	1242	1580	78.75	36	29.5	81.5	254	63

	Bow Top Option	BT72D6030	155	205	59.75	36	-	-	68	1
		BT72D6630	162	216	65.75	36	-	-	73	1.25
		BT72D6636	171	225	65.75	42	-	-	84	1.25
		BT72D7230*	178	237	71.75	36	-	-	79	1.5
		BT72D7236	183	242	71.75	42	-	-	91	1.5
		BT72D7830	185	251	77.75	36	-	-	94	1.5
		BT72D7836	188	255	77.75	42	-	-	98	1.5
		BT72D8430	191	490	83.75	36	-	-	101	1.75
		BT72D8436	192	495	83.75	42	-	-	105	1.75

## ORDERING NOTES:

### DIMENSION KEY

W - width  
D - depth  
H - height

Dimensions are in inches and approximate.  
Contact Customer Service if dimensions are critical.

### CODE DESCRIPTION

L - left handed pedestal position  
R - right handed pedestal position  
4 - full height pedestal  
D - 2 file drawer  
F - 2 box, 1 file drawer  
0 - no pedestal  
X46 - full height fixed laminate modest panel  
X36 - 3/4 height fixed laminate modest panel  
BT - bow top

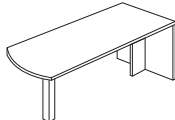
### STANDARD FINISHES


For a complete list of standard wood finishes please see page xx.

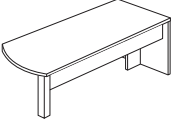
### GROMMETS

One grommet in standard position is optional at no charge. See page 645 for more power management information.

# ARTEMIS LAMINATE | DESKS

Description	Model	Laminate Top/Polymer Edge	HPL Top/Polymer Edge	W	D	H	KW	Shipping Weight	Cubic Feet	
	Arc Desk with Square Laminate Leg and no Modesty Panel	72DA6630S6	866	1111	65.75	30	29.5	38	126	42.75
		72DA6636S6	955	1226	65.75	36	29.5	35	146	50
		72DA7230S6*	905	1161	71.75	30	29.5	44	132	46.5
		72DA7236S6	980	1258	71.75	36	29.5	41	155	54.75
		72DA7830S6	1023	1314	77.75	30	29.5	50	141	50
		72DA7836S6	1056	1354	77.75	36	29.5	47	163	59
		72DA8430S6	1165	1495	83.75	30	29.5	56	154	53.75
	72DA8436S6	1199	1539	83.75	36	29.5	53	178	63	

	Arc Desk with Square Laminate Leg and 1/2 Height Floating Modesty Panel	72DA6630LV26S6	971	1226	65.75	30	29.5	38	135	42.75
		72DA6630RV26S6	971	1226	65.75	30	29.5	38	135	42.75
		72DA7230LV26S6	1008	1274	71.75	30	29.5	44	142	46.5
		72DA7230RV26S6*	1008	1274	71.75	30	29.5	44	142	46.5
		72DA7830LV26S6	1171	1479	77.75	30	29.5	50	150	50
		72DA7830RV26S6	1171	1479	77.75	30	29.5	50	150	50
		72DA8430LV26S6	1330	1678	83.75	30	29.5	56	158	53.75
	72DA8430RV26S6	1330	1678	83.75	30	29.5	56	158	53.75	

	Arc Desk with Square Laminate Leg and 1/2 Height Floating Modesty Panel	72DA6636X26S6	1002	1265	65.75	36	29.5	35	148	50
		72DA7236X26S6*	1027	1290	71.75	36	29.5	41	158	54.75
		72DA7836X26S6	1085	1348	77.75	36	29.5	47	168	59
		72DA8436X26S6	1284	1546	83.75	36	29.5	53	186	63

## ORDERING NOTES:

Curvilinear/Curved corner desks are not stand alone cases. They must be used in conjunction with returns or linking units. All Desks with a "S6" at the end of the model number are available with a 4" diameter metal leg. To order the metal leg please replace "S6" with a "D8" to the existing model number ie: 72DA6630D8. All Desks with a "S6" at the end of the model number are available with a Panel Leg. To order panel leg please replace "S6" with "P6" in the model number ie: 72DA6630P6. If ordering at pencil drawer or keyboard for any curvilinear style desk on pages 654 -659, please see page 691 for details.

## ORDERING PROCEDURE

To order, please specify the following:

- 1) Krug product model number
- 2) Wood species and finish, see page 26
- 3) Wood edge detail- I,H, L or P, see page 264
- 4) Pull style, see page 265
- 5) Grommet location if applicable

\*Indicates model illustrated by line drawing.

## CODE DESCRIPTION

L - left-handed position  
 R - right-handed position  
 S6 - square Laminate leg  
 V29 - 1/2 height floating Laminate modesty panel  
 V26 - 1/2 height floating Laminate modesty panel  
 X26 - 1/2 height fixed Laminate modesty panel

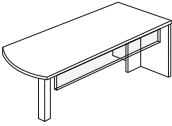
## STANDARD FINISHES

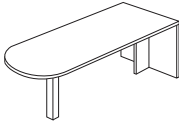
For a complete list of standard wood finishes please see page xx

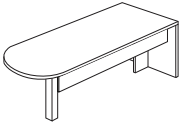
## GROMMETS

One grommet in standard position is optional at no charge. See page 645 for more power management information.

# ARTEMIS LAMINATE | DESKS

Description	Model	Laminate Top/Polymer Edge	HPL Top/Polymer Edge	W	D	H	KW	Shipping Weight	Cubic Feet	
	Arc Desk with square Laminate Leg and 1/2 Height Floating Acrylic Modesty Panel	72DA6630LV29S6	1439	1651	65.75	30	29.5	38	131	42.75
	72DA6630RV29S6	1439	1651	65.75	30	29.5	38	131	42.75	
	72DA6636LV29S6	1467	1683	65.75	36	29.5	35	150	50	
	72DA6636RV29S6	1467	1683	65.75	36	29.5	35	150	50	
	72DA7230LV29S6	1621	1859	71.75	30	29.5	44	138	46.5	
	72DA7230RV29S6	1621	1859	71.75	30	29.5	44	138	46.5	
	72DA7236LV29S6	1637	1878	71.75	36	29.5	41	160	54.75	
	72DA7236RV29S6*	1637	1878	71.75	36	29.5	41	160	54.75	
	72DA7830LV29S6	1704	2043	77.75	30	29.5	50	147	50	
	72DA7830RV29S6	1704	2043	77.75	30	29.5	50	147	50	
	72DA7836LV29S6	1789	2146	77.75	36	29.5	47	169	59	
	72DA7836RV29S6	1789	2146	77.75	36	29.5	47	169	59	
	72DA8430LV29S6	2009	2411	83.75	30	29.5	56	162	53.75	
	72DA8430RV29S6	2009	2411	83.75	30	29.5	56	162	53.75	
	72DA8436LV29S6	2055	2465	83.75	36	29.5	53	186	63	
72DA8436RV29S6	2055	2465	83.75	36	29.5	53	186	63		

	Bullet Desk with Square Laminate Leg and no Modesty Panel	72DB6030S6	836	1074	59.75	30	29.5	32	117	39
	72DB6036S6	869	1115	59.75	36	29.5	29	135	46	
	72DB6630S6	866	1111	65.75	30	29.5	38	124	42.75	
	72DB6636S6	955	1226	65.75	36	29.5	35	144	50	
	72DB7230S6*	905	1161	71.75	30	29.5	44	130	46.5	
	72DB7236S6	980	1309	71.75	36	29.5	44	153	54.75	
	72DB7830S6	960	1232	77.75	30	29.5	50	130	46.5	
	72DB7836S6	1017	1369	77.75	36	29.5	50	161	59	
	72DB8430S6	1210	1418	83.75	30	29.5	56	130	46.5	
	72DB8436S6	1181	1565	83.75	36	29.5	56	176	63	

	Bullet Desk with Square Laminate Leg and 1/2 Height Floating Laminate Modesty Panel	72DB6030LV26S6	943	1191	59.75	30	29.5	32	127	39
	72DB6030RV26S6	943	1191	59.75	30	29.5	32	127	39	
	72DB6630LV26S6	972	1227	65.75	30	29.5	38	135	42.75	
	72DB6630RV26S6	972	1227	65.75	30	29.5	38	135	42.75	
	72DB7230LV26S6	1011	1276	71.75	30	29.5	44	144	46.5	
	72DB7230RV26S6*	1011	1276	71.75	30	29.5	44	144	46.5	
	72DB7830LV26S6	1029	1299	77.75	30	29.5	50	153	50	
	72DB7830RV26S6	1029	1299	77.75	30	29.5	50	153	50	
	72DB8430LV26S6	1191	1505	83.75	30	29.5	56	167	53.75	
72DB8430RV26S6	1191	1505	83.75	30	29.5	56	167	53.75		

## ORDERING NOTES:

Curvilinear/Curved corner desks are not stand alone cases. They must be used in conjunction with returns or linking units. All Desks with a "S6" at the end of the model number are available with a 4" diameter metal leg. To order the metal leg please replace "S6" with a "D8" to the existing model number ie: 72DA6630D8. All Desks with a "S6" at the end of the model number are available with a Panel Leg. To order panel leg please replace "S6" with "P6" in the model number ie: 72DA6630P6. If ordering at pencil drawer or keyboard for any curvilinear style desk on pages 655-660, please see page 691 for details.

## DIMENSION KEY

W - width  
D - depth  
H - height

Dimensions are in inches and approximate. Contact Customer Service if dimensions are critical.

## CODE DESCRIPTION

L - left handed pedestal position  
R - right handed pedestal position  
4 - full height pedestal  
D - 2 file drawer  
F - 2 box, 1 file drawe  
0 - no pedestal  
X46 - full height fixed laminate modest panel  
X36 - 3/4 height fixed laminate modest panel  
BT - bow top

## STANDARD FINISHES

For a complete list of standard wood finishes please see page xx.

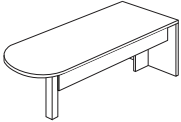
## GROMMETS

One grommet in standard position is optional at no charge. See page 645 for more power management information.

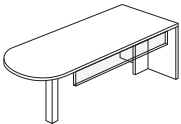


# ARTEMIS LAMINATE | DESKS

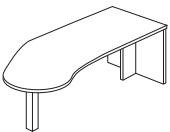
Description	Model	Laminate Top/Polymer Edge	HPL Top/Polymer Edge	W	D	H	KW	Shipping Weight	Cubic Feet
Bullet Desk with Square Laminate Leg and 1/2 Height Fixed Laminate Modesty Panel	72DB6036X26S6	840	1106	59.75	36	29.5	38.5	134	46
	72DB6636X26S6	866	1138	65.75	36	29.5	44.5	146	50
	72DB7236X26S6*	905	1226	71.75	36	29.5	50.5	156	54.75
	72DB7836X26S6	959	1310	77.75	36	29.5	56.5	166	59
	72DB8436X26S6	1117	1468	83.75	36	29.5	62.5	176	63



Bullet Desk with Square Laminate Leg and 1/2 Height Floating Acrylic Modesty Panel	72DB6030LV29S6	1297	1542	59.75	30	29.5	32	121	39
	72DB6030RV29S6	1297	1542	59.75	30	29.5	32	121	39
	72DB6036LV29S6	1381	1643	59.75	36	29.5	32	135	46
	72DB6036RV29S6	1381	1643	59.75	36	29.5	32	135	46
	72DB6630LV29S6	1333	1584	65.75	30	29.5	38	129	42.75
	72DB6630RV29S6*	1333	1584	65.75	30	29.5	38	129	42.75
	72DB6636LV29S6	1420	1689	65.75	36	29.5	38	148	50
	72DB6636RV29S6	1420	1689	65.75	36	29.5	38	148	50
	72DB7230LV29S6	1515	1800	71.75	30	29.5	44	136	46.5
	72DB7230RV29S6	1515	1800	71.75	30	29.5	44	136	46.5
	72DB7236LV29S6	1603	1905	71.75	36	29.5	44	158	54.75
	72DB7236RV29S6	1603	1905	71.75	36	29.5	44	158	54.75
	72DB7830LV29S6	1575	1873	77.75	30	29.5	50	145	50
	72DB7830RV29S6	1575	1873	77.75	30	29.5	50	145	50
	72DB7836LV29S6	1628	2004	77.75	36	29.5	50	167	59
	72DB7836RV29S6	1628	2004	77.75	36	29.5	50	167	59
	72DB8430LV29S6	1741	2070	83.75	30	29.5	56	160	53.75
	72DB8430RV29S6	1741	2070	83.75	30	29.5	56	160	53.75
	72DB8436LV29S6	1797	2137	83.75	36	29.5	56	184	63
	72DB8436RV29S6	1797	2137	83.75	36	29.5	56	184	63



J Desk with Square Laminate Leg	72DJ7233LS6	1056	1368	71.75	33	29.5	36	136	62.75
	72DJ7233RS6	1056	1368	71.75	33	29.5	36	136	62.75
	72DJ7833LS6	1113	1441	77.75	33	29.5	42	144	62.75
	72DJ7833RS6	1113	1441	77.75	33	29.5	42	144	62.75
	72DJ8433LS6*	1272	1646	83.75	33	29.5	48	152	72.75
	72DJ8433RS6	1272	1646	83.75	33	29.5	48	152	72.75



## ORDERING NOTES:

Curvilinear/Curved corner desks are not stand alone cases. They must be used in conjunction with returns or linking units. All Desks with a "S6" at the end of the model number are available with a 4" diameter metal leg. To order the metal leg please replace "S6" with a "D8" to the existing model number ie: 72DA6630D8. All Desks with a "S6" at the end of the model number are available with a Panel Leg. To order panel leg please replace "S6" with "P6" in the model number ie: 72DA6630P6. If ordering at pencil drawer or keyboard for any curvilinear style desk on pages 655-660, please see page 691 for details.

## ORDERING PROCEDURE

To order, please specify the following:

- 1) Krug product model number
- 2) Wood species and finish, see page 26
- 3) Wood edge detail- I,H, L or P, see page 264
- 4) Pull style, see page 265
- 5) Grommet location if applicable

\*Indicates model illustrated by line drawing.

## CODE DESCRIPTION

L - left-handed position  
 R - right-handed position  
 S6 - square Laminate leg  
 V29 - 1/2 height floating Laminate modest panel  
 V26 - 1/2 height floating Laminate modest panel  
 X26 - 1/2 height fixed Laminate modest panel

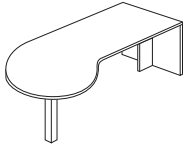
## STANDARD FINISHES

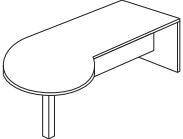
For a complete list of standard wood finishes please see page xx

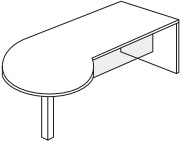
## GROMMETS

One grommet in standard position is optional at no charge. See page 645 for more power management information.

# ARTEMIS LAMINATE | DESKS

Description	Model	Laminate Top/Polymer Edge	HPL Top/Polymer Edge	W	D	H	KW	Shipping Weight	Cubic Feet
 P Desk with Square Laminate Leg and no Modesty Panel	72DP6636LS6	1029	1375	65.75	36	29.5	32	156	57.75
	72DP6636RS6	1029	1375	65.75	36	29.5	32	156	57.75
	72DP7236LS6	1056	1433	71.75	36	29.5	38	166	62.75
	72DP7236RS6	1056	1433	71.75	36	29.5	38	166	62.75
	72DP7836LS6	1113	1523	77.75	36	29.5	44	173	67.75
	72DP7836RS6	1113	1523	77.75	36	29.5	44	173	67.75
	72DP8436LS6	1272	1712	83.75	36	29.5	50	182	72.75
	72DP8436RS6*	1272	1712	83.75	36	29.5	50	182	72.75

 P Desk with Square Laminate Leg and 1/2 Height Fixed Laminate Modesty Panel	72DP6636LX26S6	1108	1457	65.75	36	29.5	32	156	57.75
	72DP6636RX26S6	1108	1457	65.75	36	29.5	32	156	57.75
	72DP7236LX26S6	1134	1517	71.75	36	29.5	38	166	62.75
	72DP7236RX26S6	1134	1517	71.75	36	29.5	38	166	62.75
	72DP7836LX26S6	1193	1606	77.75	36	29.5	44	178	67.75
	72DP7836RX26S6	1193	1606	77.75	36	29.5	44	178	67.75
	72DP8436LX26S6	1251	1699	83.75	36	29.5	50	188	72.75
	72DP8436RX26S6*	1251	1699	83.75	36	29.5	50	188	72.75

 P Desk with Square Laminate Leg and 1/2 Height Floating Acrylic Modesty Panel	72DP6636LV29S6	1575	1906	65.75	36	29.5	32	159	57.75
	72DP6636RV29S6	1575	1906	65.75	36	29.5	32	159	57.75
	72DP7236LV29S6	1747	2113	71.75	36	29.5	38	168	62.75
	72DP7236RV29S6	1747	2113	71.75	36	29.5	38	168	62.75
	72DP7836LV29S6	1812	2193	77.75	36	29.5	44	178	67.75
	72DP7836RV29S6	1812	2193	77.75	36	29.5	44	178	67.75
	72DP8436LV29S6	1977	2391	83.75	36	29.5	50	183	72.75
	72DP8436RV29S6*	1977	2391	83.75	36	29.5	50	183	72.75

## ORDERING NOTES:

Curvilinear/Curved corner desks are not stand alone cases. They must be used in conjunction with returns or linking units. All Desks with a "S6" at the end of the model number are available with a 4" diameter metal leg. To order the metal leg please replace "S6" with a "D8" to the existing model number ie: 72DA6630D8. All Desks with a "S6" at the end of the model number are available with a Panel Leg. To order panel leg please replace "S6" with "P6" in the model number ie: 72DA6630P6. If ordering at pencil drawer or keyboard for any curvilinear style desk on pages 655-660, please see page 690 for details.

## DIMENSION KEY

W - width  
D - depth  
H - height

Dimensions are in inches and approximate. Contact Customer Service if dimensions are critical.

## CODE DESCRIPTION

L - left-handed position  
R - right-handed position  
S6 - square Laminate leg  
V29 - 1/2 height floating Laminate modest panel  
V26 - 1/2 height floating Laminate modest panel  
X26 - 1/2 height fixed Laminate modest panel

## STANDARD FINISHES

For a complete list of standard wood finishes please see page xx.

## GROMMETS

One grommet in standard position is optional at no charge. See page 645 for more power management information.

# ARTEMIS LAMINATE | DESKS

Description	Model	Laminate Top/Polymer Edge	HPL Top/Polymer Edge	W	D	H	KW	Shipping Weight	Cubic Feet
Curved Corner Arc Desk with Square Laminated Leg and no Modesty Panel	72UDA723048L24RS6	1463	1877	71.75	48	29.5	31	192	71
	72UDA723048R24LS6	1463	1877	71.75	48	29.5	31	192	71
	72UDA783048L24RS6	1509	1937	77.75	48	29.5	37	185	76.75
	72UDA783048R24LS6	1509	1937	77.75	48	29.5	37	185	76.75
	72UDA843048L24RS6	1668	2140	83.75	48	29.5	43	191	82
	72UDA843048R24LS6*	1668	2140	83.75	48	29.5	43	191	82



Curved Corner Arc Desk with Square Laminated Leg and 1/2 Height Floating Laminated Modesty Panel	72UDA723048L24RV26S6	1483	1902	71.75	48	29.5	31	195	71
	72UDA723048R24LV26S6	1483	1902	71.75	48	29.5	31	195	71
	72UDA783048L24RV26S6	1524	1957	77.75	48	29.5	37	205	76.75
	72UDA783048R24LV26S6	1524	1957	77.75	48	29.5	37	205	76.75
	72UDA843048L24RV26S6	1687	2166	83.75	48	29.5	43	223	82
	72UDA843048R24LV26S6*	1687	2166	83.75	48	29.5	43	223	82



Curved Corner Bullet Desk with Square Laminated Leg and no Modesty Panel	72UDB723048L24RS6	1463	1877	71.75	48	29.5	38	184	71
	72UDB723048R24LS6	1463	1877	71.75	48	29.5	38	184	71
	72UDB783048L24RS6	1509	1937	77.75	48	29.5	44	192	76.75
	72UDB783048R24LS6	1509	1937	77.75	48	29.5	44	192	76.75
	72UDB843048L24RS6	1668	2140	83.75	48	29.5	50	208	82
	72UDB843048R24LS6*	1668	2140	83.75	48	29.5	50	208	82



**ORDERING NOTES:** Curvilinear/Curved corner desks are not stand alone cases. They must be used in conjunction with curved corner credenzas, linking units or returns. All Desks with a "S6" at the end of the model number are available with a 4" diameter metal leg. To order the metal leg please replace "S6" with a "D8" to the existing model number ie: 72DA6630D8. All Desks with a "S6" at the end of the model number are available with a Panel Leg. To order panel leg please replace "S6" with "P6" in the model number ie: 72DA6630P6. If ordering at pencil drawer or keyboard for any curvilinear style desk on pages 655-660, please see page 691 for details.

## ORDERING PROCEDURE

To order, please specify the following:

- 1) Krug product model number
- 2) Wood species and finish, see page 26
- 3) Wood edge detail- I,H, L or P, see page 264
- 4) Pull style, see page 265
- 5) Grommet location if applicable

\*Indicates model illustrated by line drawing.

## CODE DESCRIPTION

L - left-handed position  
 R - right-handed position  
 S6 - square Laminated leg  
 V29 - 1/2 height floating Laminated modest panel  
 V26 - 1/2 height floating Laminated modest panel  
 X26 - 1/2 height fixed Laminated modesty panel

## STANDARD FINISHES

For a complete list of standard wood finishes please see page xx

## GROMMETS

One grommet in standard position is optional at no charge. See page 645 for more power management information.

# ARTEMIS LAMINATE | DESKS

Description	Model	Laminate Top/Polymer Edge	HPL Top/Polymer Edge	W	D	H	KW	Shipping Weight	Cubic Feet
Curved Corner Bullet Desk with Square	72UDB723048L24RV26S6	1483	1902	71.75	48	29.5	38	195	71
Laminate Leg & 1/2 Height Floating Laminate Modesty Panel	72UDB783048L24RV26S6	1524	1957	77.75	48	29.5	44	205	76.75
	72UDB783048R24LV26S6	1524	1957	77.75	48	29.5	44	205	76.75
	72UDB843048L24RV26S6	1687	2166	83.75	48	29.5	50	223	82
	72UDB843048R24LV26S6*	1687	2166	83.75	48	29.5	50	223	82



Curved Corner P Desk with Square Laminate Leg & no Modesty Panel	72UDP663648L24RS6	1654	2088	65.75	48	29.5	22	168	65.5
	72UDP663648R24LS6	1654	2088	65.75	48	29.5	22	168	65.5
	72UDP723648L24RS6	1701	2149	71.75	48	29.5	28	177	71
	72UDP723648R24LS6	1701	2149	71.75	48	29.5	28	177	71
	72UDP783648L24RS6	1748	2207	77.75	48	29.5	34	186	76.75
	72UDP783648R24LS6	1748	2207	77.75	48	29.5	34	186	76.75
	72UDP843648L24RS6	1795	2265	83.75	48	29.5	40	202	82
	72UDP843648R24LS6*	1795	2265	83.75	48	29.5	40	202	82



Curved Corner P Desk with Square Laminate Leg & 1/2 Height Fixed Laminate Modesty Panel	72UDP663648L24RX26S6	1672	2110	65.75	48	29.5	22	172	65.5
	72UDP663648R24LX26S6	1672	2110	65.75	48	29.5	22	172	65.5
	72UDP723648L24RX26S6	1719	2172	71.75	48	29.5	28	182	71
	72UDP723648R24LX26S6	1719	2172	71.75	48	29.5	28	182	71
	72UDP783648L24RX26S6	1767	2230	77.75	48	29.5	34	192	76.75
	72UDP783648R24LX26S6	1767	2230	77.75	48	29.5	34	192	76.75
	72UDP843648L24RX26S6	1813	2288	83.75	48	29.5	40	204	82
	72UDP843648R24LX26S6*	1813	2288	83.75	48	29.5	40	204	82



Curved Corner P Desk with Square Laminate Leg & 1/2 Height Fixed Laminate Modesty Panel	72UD723042L24RF	1852	2260	71.75	42	29.5	32	269	62.75
	72UD723042R24LF*	1852	2260	71.75	42	29.5	32	269	62.75
	72UD783042L24RF	1988	2426	77.75	42	29.5	38	279	67.75
	72UD783042R24LF	1988	2426	77.75	42	29.5	38	279	67.75
	72UD843042L24RF	2134	2606	83.75	42	29.5	44	289	72.75
	72UD843042R24LF	2134	2606	83.75	42	29.5	44	289	72.75



## ORDERING NOTES:

Curvilinear/Curved corner desks are not stand alone cases. They must be used in conjunction with returns or linking units. All Desks with a "S6" at the end of the model number are available with a 4" diameter metal leg. To order the metal leg please replace "S6" with a "D8" to the existing model number ie: 72DA6630D8. All Desks with a "S6" at the end of the model number are available with a Panel Leg. To order panel leg please replace "S6" with "P6" in the model number ie: 72DA6630P6. If ordering at pencil drawer or keyboard for any curvilinear style desk on pages 655-660, please see page 691 for details.

## DIMENSION KEY

W - width  
D - depth  
H - height

Dimensions are in inches and approximate. Contact Customer Service if dimensions are critical.

## CODE DESCRIPTION

L - left-handed position  
R - right-handed position  
S6 - square Laminate leg  
V29 - 1/2 height floating Laminate modest panel  
V26 - 1/2 height floating Laminate modest panel  
X26 - 1/2 height fixed Laminate modest panel


## STANDARD FINISHES

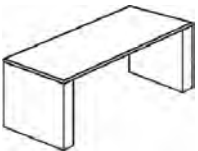
For a complete list of standard wood finishes please see page xx.


## GROMMETS

One grommet in standard position is optional at no charge. See page 645 for more power management information.

# ARTEMIS LAMINATE | DESKS

Description	Model	Laminate Top/Polymer Edge	HPL Top/Polymer Edge	W	D	H	KW	Shipping Weight	Cubic Feet
Bow Top Option for Corner Desks 	BT72UD723048L*	177	236	71.75	48	-		88	1.25
	BT72UD723048R	177	236	71.75	48	-		88	1.25
	BT72UD783048L	184	250	77.75	48	-		95	5
	BT72UD783048R	184	250	77.75	48	-		95	1.5
	BT72UD843048L	191	260	83.75	48	-		105	1.75
	BT72UD843048R	191	260	83.75	48	-		105	1.75

Description	Model	Laminate Top/Polymer Edge	HPL Top/Polymer Edge	W	D	H	KW	Shipping Weight	Cubic Feet
Table Desk with 4" Rectangular Gable 	72TD6636	1272	1579	65.75	36	29.5	58	198	45.75
	72TD7236*	1449	1799	71.75	36	29.5	64	228	54
	72TD7836	1526	1895	77.75	36	29.5	70	241	58.5
	72TD8436	1604	1985	83.75	36	29.5	76	254	63

Description	Model	Laminate Top/Polymer Edge	HPL Top/Polymer Edge	W	D	H	KW	Shipping Weight	Cubic Feet
Table Desk with 2" Square Metal Legs 	72TD6636M	1444	2120	65.75	36	29.5	62	198	45.75
	72TD7236M*	1584	2261	71.75	36	29.5	68	228	54
	72TD7836M	1625	2302	77.75	36	29.5	74	241	58.5
	72TD8436M	1671	2342	83.75	36	29.5	80	254	63

## ORDERING NOTES:

If ordering a pencil drawer or keyboard for any table desk/rectangular return desk, please see page 691 for details.

## ORDERING PROCEDURE

To order, please specify the following:

- 1) Krug product model number
- 2) Wood species and finish, see page 26
- 3) Wood edge detail- I,H, L or P, see page 264
- 4) Pull style, see page 265
- 5) Grommet location if applicable

\*Indicates model illustrated by line drawing.

## CODE DESCRIPTION

L - left-handed position  
 R - right-handed position  
 X46 - full height fixed Laminate modesty panel  
 D - 2 file drawer  
 F - 2 box/ 1 file drawer  
 M - twin metal legs

## STANDARD FINISHES

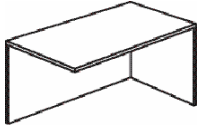
For a complete list of standard Laminates & HPL, please see page 642.

## GROMMETS

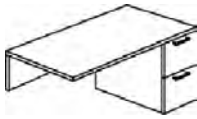
One grommet in standard position is optional at no charge. See page 645 for more power management information.

# ARTEMIS LAMINATE | RETURNS

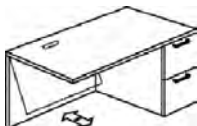
Description	Model	Laminate Top/Polymer Edge	HPL Top/Polymer Edge	W	D	H	KW	Shipping Weight	Cubic Feet
Shell Return with Full Height Laminate Modesty Panel	72SRH4224LX46	579	706	42	24	29.5	41	98	23
	72SRH4224RX46*	579	706	42	24	29.5	41	98	23
	72SRH4824LX46	607	742	48	24	29.5	47	108	26
	72SRH4824RX46	607	742	48	24	29.5	47	108	26



Single Pedestal Return with 1/2 Height Fixed Laminate Modesty Panel	72RH4220L4DX26	1074	1209	42	20	29.5	26	100	20
	72RH4220L4FX26	1074	1209	42	20	29.5	26	100	20
	72RH4220R4DX26	1074	1209	42	20	29.5	26	100	20
	72RH4220R4FX26	1074	1209	42	20	29.5	26	100	20
	72RH4224L4DX26	1125	1267	42	24	29.5	26	104	23
	72RH4224L4FX26	1125	1267	42	24	29.5	26	104	23
	72RH4224R4DX26*	1125	1267	42	24	29.5	26	104	23
	72RH4224R4FX26	1125	1267	42	24	29.5	26	104	23
	72RH4820L4DX26	1125	1267	48	20	29.5	32	104	22.5
	72RH4820L4FX26	1125	1267	48	20	29.5	2	104	22.5
	72RH4820R4DX26	1125	1267	48	20	29.5	2	104	22.5
	72RH4820R4FX26	1125	1267	48	20	29.5	32	104	22.5
	72RH4824L4DX26	1167	1314	48	24	29.5	32	108	26
	72RH4824L4FX26	1167	1314	48	24	29.5	32	108	26
	72RH4824R4DX26	1167	1314	48	24	29.5	32	108	26
	72RH4824R4FX26	1167	1314	48	24	29.5	32	108	26



Single Pedestal Return with Hinged Laminate Modesty Panel	72RHY4220L4D	1335	1475	42	20	29.5	26	104	20
	72RHY4220L4F	1335	1475	42	20	29.5	26	104	20
	72RHY4220R4D	1335	1475	42	20	29.5	26	104	20
	72RHY4220R4F	1335	1475	42	20	29.5	26	104	20
	72RHY4224L4D	1389	1535	42	24	29.5	26	108	23
	72RHY4224L4F	1389	1535	42	24	29.5	26	108	23
	72RHY4224R4D*	1389	1535	42	24	29.5	26	108	23
	72RHY4224R4F	1389	1535	42	24	29.5	26	108	23
	72RHY4820L4D	1389	1535	48	20	29.5	32	108	22.5
	72RHY4820L4F	1389	1535	48	20	29.5	32	108	22.5
	72RHY4820R4D	1389	1535	48	20	29.5	32	108	22.5
	72RHY4820R4F	1389	1535	48	20	29.5	32	108	22.5
	72RHY4824L4D	1436	1587	48	24	29.5	32	112	26
	72RHY4824L4F	1436	1587	48	24	29.5	32	112	26
	72RHY4824R4D	1436	1587	48	24	29.5	32	112	26
	72RHY4824R4F	1436	1587	48	24	29.5	32	112	26



## DIMENSION KEY

W - width  
D - depth  
H - height

Dimensions are in inches and approximate. Contact Customer Service if dimensions are critical.

## CODE DESCRIPTION

L - left hand pedestal position  
R - right hand pedestal position  
S6 - square Laminate leg  
X26 - 1/2 height fixed Laminate modesty panel  
X46 - full height Laminate modesty panel  
D - 2 file drawers  
F - 2 box, 1 file drawer  
V26 - 1/2 height floating Laminate modesty panel  
V29 - 1/2 height floating acrylic modesty panel  
M - metal legs

## STANDARD FINISHES

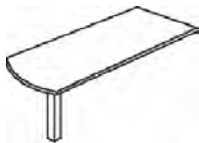
For a complete list of standard Laminates & HPL, please see page 642.

## GROMMETS

One grommet in standard position is optional at no charge. See page 645 for more power management information.

# ARTEMIS LAMINATE | RETURNS

Description	Model	Laminate Top/Polymer Edge	HPL Top/Polymer Edge	W	D	H	KW	Shipping Weight	Cubic Feet
Arc Return with Square Laminate Leg and no Modesty Panel	72RHA4830LS6	651	856	47.75	30	29.5	30.75	58	8.5
	72RHA4830RS6	651	856	47.75	30	29.5	30.75	58	8.5
	72RHA4836LS6	674	914	47.75	36	29.5	27.75	66	9.5
	72RHA4836RS6	674	914	47.75	36	29.5	27.75	66	9.5
	72RHA5430LS6	674	914	53.75	30	29.5	36.75	63	9
	72RHA5430RS6	674	914	53.75	30	29.5	36.75	63	9
	72RHA5436LS6	695	950	53.75	36	29.5	33.75	71	10.5
	72RHA5436RS6	695	950	53.75	36	29.5	33.75	71	10.5
	72RHA6030LS6	695	950	59.75	30	29.5	42.75	68	10
	72RHA6030RS6	695	950	59.75	30	29.5	42.75	68	10
	72RHA6036LS6	717	966	59.75	36	29.5	39.75	77	11.5
	72RHA6036RS6	717	966	59.75	36	29.5	39.75	77	11.5
	72RHA6630LS6	717	966	65.75	30	29.5	48.75	99	10.75
	72RHA6630RS6	717	966	65.75	30	29.5	48.75	99	10.75
	72RHA6636LS6	773	1057	65.75	36	29.5	45.75	88	12.5
	72RHA6636RS6	773	1057	65.75	36	29.5	45.75	88	12.5
	72RHA7230LS6*	873	1180	71.75	30	29.5	54.75	104	11.5
	72RHA7230RS6	873	1180	71.75	30	29.5	54.75	104	11.5
	72RHA7236LS6	901	1233	71.75	36	29.5	51.75	95	13.5
	72RHA7236RS6	901	1233	71.75	36	29.5	51.75	95	13.5
	72RHA7830LS6	882	1190	77.75	30	29.5	60.75	104	11.5
	72RHA7830RS6	882	1190	77.75	30	29.5	60.75	104	11.5
	72RHA7836LS6	958	1309	77.75	36	29.5	57.75	95	13.5
	72RHA7836RS6	958	1309	77.75	36	29.5	57.75	95	13.5
	72RHA8430LS6	947	1294	83.75	30	29.5	66.75	114	13
	72RHA8430RS6	947	1294	83.75	30	29.5	30.75	114	13
	72RHA8436LS6	1032	1412	83.75	36	29.5	63.75	108	15
	72RHA8436RS6	1032	1412	83.75	36	29.5	63.75	108	15



## ORDERING NOTES:

All Returns with a "S6" at the end of the model number are available with a 4" diameter metal leg, please replace "S6" with a "D8" to the existing model number ie: 72RHB6630LD8. All returns with a "S6" at the end of the model number are available with a Panel Leg, please replace "S6" with "P6" in the model number ie: 72RH6630LP6. If ordering a pencil drawer for a curvilinear return please see page 691 for details.

## ORDERING PROCEDURE

To order, please specify the following:

- 1) Krug product model number
- 2) Wood species and finish, see page 26
- 3) Wood edge detail- I,H, L or P, see page 264
- 4) Pull style, see page 265
- 5) Grommet location if applicable

\*Indicates model illustrated by line drawing.

## CODE DESCRIPTION

L - left hand pedestal position  
 R - right hand pedestal position  
 S6 - square Laminate leg  
 X26 - 1/2 height fixed Laminate modesty panel  
 X46 - full height Laminate modesty panel  
 D - 2 file drawer  
 F - 2 box, 1 file drawe  
 V26 - 1/2 height floating Laminate modest panel  
 V29 - 1/2 height floating acrylic modesty panel  
 M - metal legs

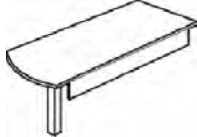
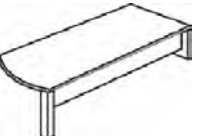
## STANDARD FINISHES

For a complete list of standard wood finishes please see page xx

## GROMMETS

One grommet in standard position is optional at no charge. See page 645 for more power management information.

# ARTEMIS LAMINATE | RETURNS

Description	Model	Laminate Top/Polymer Edge	HPL Top/Polymer Edge	W	D	H	KW	Shipping Weight	Cubic Feet	
	Arc Return with Square Laminate Leg and 1/2 Height Floating Laminate Modesty Panel	72RHA4830LV26S6	748	951	47.75	30	29.5	30.75	67	9
		72RHA4830RV26S6	748	951	47.75	30	29.5	30.75	67	9
		72RHA4836LV26S6	770	997	47.75	36	29.5	27.75	69	10
		72RHA4836RV26S6	770	997	47.75	36	29.5	27.75	69	10
		72RHA5430LV26S6	770	997	53.75	30	29.5	36.75	73	10
		72RHA5430RV26S6	770	997	53.75	30	29.5	36.75	73	10
		72RHA5436LV26S6	790	1048	53.75	36	29.5	33.75	75	11
		72RHA5436RV26S6	790	1048	53.75	36	29.5	33.75	75	11
		72RHA6030LV26S6	790	1048	59.75	30	29.5	42.75	80	11
		72RHA6030RV26S6	790	1048	59.75	30	29.5	42.75	80	11
		72RHA6036LV26S6	812	1077	59.75	36	29.5	39.75	82	12
		72RHA6036RV26S6	812	1077	59.75	36	29.5	39.75	82	12
		72RHA6630LV26S6	812	1077	65.75	30	29.5	48.75	128	12
		72RHA6630RV26S6	812	1077	65.75	30	29.5	48.75	128	12
		72RHA6636LV26S6	861	1141	65.75	36	29.5	45.75	103	13
		72RHA6636RV26S6	861	1141	65.75	36	29.5	45.75	103	13
		72RHA7230LV26S6	962	1265	71.75	30	29.5	54.75	136	13
		72RHA7230RV26S6*	962	1265	71.75	30	29.5	54.75	136	13
		72RHA7236LV26S6	995	1318	71.75	36	29.5	51.75	110	14
		72RHA7236RV26S6	995	1318	71.75	36	29.5	51.75	110	14
		72RHA7830LV26S6	1029	1353	77.75	30	29.5	60.75	145	14
		72RHA7830RV26S6	1029	1353	77.75	30	29.5	60.75	145	14
		72RHA7836LV26S6	1064	1411	77.75	36	29.5	57.75	117	15
		72RHA7836RV26S6	1064	1411	77.75	36	29.5	57.75	117	15
		72RHA8430LV26S6	1103	1449	83.75	30	29.5	66.75	153	15
		72RHA8430RV26S6	1103	1449	83.75	30	29.5	66.75	153	15
		72RHA8436LV26S6	1187	1573	83.75	36	29.5	63.75	124	16
	72RHA8436RV26S6	1187	1573	83.75	36	29.5	63.75	124	16	
	Arc Return with Square Laminate Leg and 1/2 Height Fixed Modesty Panel	72RHA4836LX26S6	852	1102	47.75	36	29.5	27.75	101	36.5
		72RHA4836RX26S6	852	1102	47.75	36	29.5	27.75	101	36.5
		72RHA5436LX26S6	873	1140	53.75	36	29.5	33.75	111	40.5
		72RHA5436RX26S6	873	1140	53.75	36	29.5	33.75	111	40.5
		72RHA6036LX26S6	894	1166	59.75	36	29.5	39.75	120	44.5
		72RHA6036RX26S6	894	1166	59.75	36	29.5	39.75	120	44.5
		72RHA6636LX26S6	921	1202	65.75	36	29.5	45.75	128	50
		72RHA6636RX26S6	921	1202	65.75	36	29.5	45.75	128	50
		72RHA7236LX26S6	961	1283	71.75	36	29.5	51.75	136	54.75
		72RHA7236RX26S6*	961	1283	71.75	36	29.5	51.75	136	54.75
		72RHA7836LX26S6	1016	1368	77.75	36	29.5	57.75	145	57
		72RHA7836RX26S6	1016	1368	77.75	36	29.5	57.75	145	57
		72RHA8436LX26S6	1077	1461	83.75	36	29.5	63.75	153	63
		72RHA8436RX26S6	1077	1461	83.75	36	29.5	63.75	153	63

## ORDERING NOTES:

All Returns with a "S6" at the end of the model number are available with a 4" diameter metal leg, please replace "S6" with a "D8" to the existing model number ie: 72RHB6630LD8. All returns with a "S6" at the end of the model number are available with a Panel Leg, please replace "S6" with "P6" in the model number ie: 72RH6630LP6. If ordering a pencil drawer for a curvilinear return please see page 691 for details.

## DIMENSION KEY

W - width  
D - depth  
H - height

Dimensions are in inches and approximate. Contact Customer Service if dimensions are critical.

## CODE DESCRIPTION

L - left hand pedestal position  
R - right hand pedestal position  
S6 - square Laminate leg  
X26 - 1/2 height fixed Laminate modesty panel  
X46 - full height Laminate modesty panel  
D - 2 file drawers  
F - 2 box, 1 file drawer  
V26 - 1/2 height floating Laminate modesty panel  
V29 - 1/2 height floating acrylic modesty panel  
M - metal legs

## STANDARD FINISHES

For a complete list of standard wood finishes please see page xx

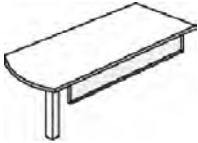
## GROMMETS

One grommet in standard position is optional at no charge. See page 645 for more power management information.



# ARTEMIS LAMINATE | DESKS

Description	Model	Laminate	HPL	W	D	H	KW	Shipping Weight	Cubic Feet
		Top/Polymer Edge	Top/Polymer Edge						
Arc Return with Square Laminate Leg and 1/2 Height Floating Acrylic Modesty Panel	72RHA4830LV29S6	1006	1228	47.75	30	29.5	27.75	62	8.75
	72RHA4830RV29S6	1006	1228	47.75	30	29.5	27.75	62	8.75
	72RHA4836LV29S6	1023	1259	47.75	36	29.5	27.75	69	10
	72RHA4836RV29S6	1023	1259	47.75	36	29.5	27.75	69	10
	72RHA5430LV29S6	1029	1267	53.75	30	29.5	33.75	67	9
	72RHA5430RV29S6	1029	1267	53.75	30	29.5	33.75	67	9
	72RHA5436LV29S6	1046	1289	53.75	36	29.5	33.75	75	11
	72RHA5436RV29S6	1046	1289	53.75	36	29.5	33.75	75	11
	72RHA6030LV29S6	1052	1294	59.75	30	29.5	39.75	72	10
	72RHA6030RV29S6	1052	1294	59.75	30	29.5	39.75	72	10
	72RHA6036LV29S6	1065	1311	59.75	36	29.5	39.75	82	12
	72RHA6036RV29S6	1065	1311	59.75	36	29.5	39.75	82	12
	72RHA6630LV29S6	1071	1318	65.75	30	29.5	45.75	103	11.5
	72RHA6630RV29S6	1071	1318	65.75	30	29.5	45.75	103	11.5
	72RHA6636LV29S6	1165	1434	65.75	36	29.5	45.75	103	13
	72RHA6636RV29S6	1165	1434	65.75	36	29.5	45.75	103	13
	72RHA7230LV29S6	1335	1644	71.75	30	29.5	51.75	110	12
	72RHA7230RV29S6	1335	1644	71.75	30	29.5	51.75	110	12
	72RHA7236LV29S6	1420	1748	71.75	36	29.5	51.75	110	14
	72RHA7236RV29S6*	1420	1748	71.75	36	29.5	51.75	110	14
	72RHA7830LV29S6	1447	1783	77.75	30	29.5	57.75	110	12
	72RHA7830RV29S6	1447	1783	77.75	30	29.5	57.75	110	12
	72RHA7836LV29S6	1474	1815	77.75	36	29.5	57.75	117	15
	72RHA7836RV29S6	1474	1815	77.75	36	29.5	57.75	117	15
	72RHA8430LV29S6	1466	1805	83.75	30	29.5	63.75	124	14
	72RHA8430RV29S6	1466	1805	83.75	30	29.5	63.75	124	14
	72RHA8436LV29S6	1532	1886	83.75	36	29.5	63.75	124	16
	72RHA8436RV29S6	1532	1886	83.75	36	29.5	63.75	124	16



## ORDERING NOTES:

All Returns with a "S6" at the end of the model number are available with a 4" diameter metal leg, please replace "S6" with a "D8" to the existing model number ie: 72RHB6630LD8. All returns with a "S6" at the end of the model number are available with a Panel Leg, please replace "S6" with "P6" in the model number ie: 72RH6630LP6. If ordering a pencil drawer for a curvilinear return please see page 691 for details.

## ORDERING PROCEDURE

To order, please specify the following:

- 1) Krug product model number
- 2) Wood species and finish, see page 26
- 3) Wood edge detail- I,H, L or P, see page 264
- 4) Pull style, see page 265
- 5) Grommet location if applicable

\*Indicates model illustrated by line drawing.

## CODE DESCRIPTION

L - left hand pedestal position  
 R - right hand pedestal position  
 S6 - square Laminate leg  
 X26 - 1/2 height fixed Laminate modesty panel  
 X46 - full height Laminate modesty panel  
 D - 2 file drawer  
 F - 2 box, 1 file drawe  
 V26 - 1/2 height floating Laminate modest panel  
 V29 - 1/2 height floating acrylic modesty panel  
 M - metal legs



## STANDARD FINISHES

For a complete list of standard Laminates & HPL, please see page 642.

## GROMMETS

One grommet in standard position is optional at no charge. See page 645 for more power management information.

# ARTEMIS LAMINATE | RETURNS

Description	Model	Laminate Top/Polymer Edge	HPL Top/Polymer Edge	W	D	H	KW	Shipping Weight	Cubic Feet	
	Bullet Return with Square Laminate Leg and no Modesty Panel	72RHB4830LS6	649	854	47.75	30	29.5	30.75	56	8.75
		72RHB4830RS6	649	854	47.75	30	29.5	30.75	56	8.75
		72RHB4836LS6	656	890	47.75	36	29.5	27.75	63	9
		72RHB4836RS6	656	890	47.75	36	29.5	27.75	63	9
		72RHB5430LS6	669	893	53.75	30	29.5	36.75	61	9
		72RHB5430RS6	669	893	53.75	30	29.5	36.75	61	9
		72RHB5436LS6	683	949	53.75	36	29.5	33.75	69	9.75
		72RHB5436RS6	683	949	53.75	36	29.5	33.75	69	9.75
		72RHB6030LS6	689	935	59.75	30	29.5	42.75	72	10
		72RHB6030RS6	689	935	59.75	30	29.5	42.75	72	10
		72RHB6036LS6	695	950	59.75	36	29.5	39.75	79	11.5
		72RHB6036RS6	695	950	59.75	36	29.5	39.75	79	11.5
		72RHB6630LS6	717	966	65.75	30	29.5	48.75	78	10.75
		72RHB6630RS6	717	966	65.75	30	29.5	48.75	78	10.75
		72RHB6636LS6	773	1057	65.75	36	29.5	45.75	85	12.5
		72RHB6636RS6	773	1057	65.75	36	29.5	45.75	85	12.5
		72RHB7230LS6*	873	1176	71.75	30	29.5	54.75	84	11.5
		72RHB7230RS6	873	1176	71.75	30	29.5	54.75	84	11.5
		72RHB7236LS6	901	1252	71.75	36	29.5	51.75	96	13.5
		72RHB7236RS6	901	1252	71.75	36	29.5	51.75	96	13.5
		72RHB7830LS6	910	1233	77.75	30	29.5	60.75	103	12.5
		72RHB7830RS6	910	1233	77.75	30	29.5	60.75	103	12.5
		72RHB7836LS6	990	1331	77.75	36	29.5	57.75	116	14
		72RHB7836RS6	990	1331	77.75	36	29.5	57.75	116	14
		72RHB8430LS6	990	1331	83.75	30	29.5	66.75	121	13
		72RHB8430RS6	990	1331	83.75	30	29.5	66.75	121	13
		72RHB8436LS6	1079	1474	83.75	36	29.5	63.75	135	15
		72RHB8436RS6	1079	1474	83.75	36	29.5	66.75	135	15
	Bullet Return with Square Laminate Leg and 1/2 Height Floating Laminate Modesty Panel	72RHB4830LV26S6	718	920	47.75	30	29.5	30	66	9
		72RHB4830RV26S6	718	920	47.75	30	29.5	30	66	9
		72RHB5430LV26S6	745	971	53.75	30	29.5	36	72	9.75
		72RHB5430RV26S6	745	971	53.75	30	29.5	36	72	9.75
		72RHB6030LV26S6	779	1013	59.75	30	29.5	42	108	11
		72RHB6030RV26S6	779	1013	59.75	30	29.5	42	108	11
		72RHB6630LV26S6	812	1068	65.75	30	29.5	48	115	12
		72RHB6630RV26S6	812	1068	65.75	30	29.5	48	115	12
		72RHB7230LV26S6	861	1118	71.75	30	29.5	54	122	13
		72RHB7230RV26S6	861	1118	71.75	30	29.5	54	122	13
		72RHB7830LV26S6	912	1197	77.75	30	29.5	60	129	14
		72RHB7830RV26S6*	912	1197	77.75	30	29.5	60	129	14
		72RHB8430LV26S6	1064	1400	83.75	30	29.5	66	136	15
		72RHB8430RV26S6	1064	1400	83.75	30	29.5	66	136	15

**ORDERING NOTES:**

All Returns with a "S6" at the end of the model number are available with a 4" diameter metal leg, please replace "S6" with a "D8" to the existing model number ie: 72RHB6630LD8. All returns with a "S6" at the end of the model number are available with a Panel Leg, please replace "S6" with "P6" in the model number ie: 72RH6630LP6. If ordering a pencil drawer for a curvilinear return please see page 691 for details.

**DIMENSION KEY**

W - width  
D - depth  
H - height

Dimensions are in inches and approximate. Contact Customer Service if dimensions are critical.

**CODE DESCRIPTION**

L - left hand pedestal position  
R - right hand pedestal position  
S6 - square Laminate leg  
X26 - 1/2 height fixed Laminate modest panel  
X46 - full height Laminate modesty panel  
D - 2 file drawer  
F - 2 box, 1 file drawe  
V26 - 1/2 height floating Laminate modest panel  
V29 - 1/2 height floating acrylic modest panel


**STANDARD FINISHES**


For a complete list of standard wood finishes please see page xx.

**GROMMETS**

One grommet in standard position is optional at no charge. See page 645 for more power management information.

# ARTEMIS LAMINATE | RETURNS

Description	Model	Laminate Top/Polymer Edge	HPL Top/Polymer Edge	W	D	H	KW	Shipping Weight	Cubic Feet	
	Bullet Return with Square Laminate Leg and 1/2 Height Fixed Laminate Modesty Panel	72RHB4836LX26S6	775	1020	47.75	36	29.5	27	71	36.5
	72RHB4836RX26S6	775	1020	47.75	36	29.5	27	71	36.5	
	72RHB5436LX26S6	802	1053	53.75	36	29.5	33	78	40.5	
	72RHB5436RX26S6	802	1053	53.75	36	29.5	33	78	40.5	
	72RHB6036LX26S6	829	1089	59.75	36	29.5	39	117	46	
	72RHB6036RX26S6	829	1089	59.75	36	29.5	39	117	46	
	72RHB6636LX26S6	886	1164	65.75	36	29.5	45	125	50	
	72RHB6636RX26S6	886	1164	65.75	36	29.5	45	125	50	
	72RHB7236LX26S6*	921	1212	71.75	36	29.5	51	133	54.75	
	72RHB7236RX26S6	921	1212	71.75	36	29.5	51	133	54.75	
	72RHB7836LX26S6	1013	1331	77.75	36	29.5	57	141	57	
	72RHB7836RX26S6	1013	1331	77.75	36	29.5	57	141	57	
	72RHB8436LX26S6	1111	1462	83.75	36	29.5	63	150	63	
	72RHB8436RX26S6	1111	1462	83.75	36	29.5	63	150	63	

	Bullet Return with Square Laminate Leg & 1/2 Height Floating Acrylic Modesty Panel	72RHB4830LV29S6	981	1196	47.75	30	29.5	30	60	9
	72RHB4830RV29S6	981	1196	47.75	30	29.5	30	60	10.5	
	72RHB4836LV29S6	1046	1289	47.75	36	29.5	27	66	10.5	
	72RHB4836RV29S6	1046	1289	47.75	36	29.5	27	66	10.5	
	72RHB5430LV29S6	1004	1236	53.75	30	29.5	36	65	9.75	
	72RHB5430RV29S6	1004	1236	53.75	30	29.5	36	65	11.5	
	72RHB5436LV29S6	1069	1316	53.75	36	29.5	33	72	11.5	
	72RHB5436RV29S6	1069	1316	53.75	36	29.5	33	72	11.5	
	72RHB6030LV29S6	1052	1299	59.75	30	29.5	42	87	10.5	
	72RHB6030RV29S6	1052	1299	59.75	30	29.5	42	87	10.5	
	72RHB6036LV29S6	1103	1357	59.75	36	29.5	39	94	12	
	72RHB6036RV29S6	1103	1357	59.75	36	29.5	39	94	12	
	72RHB6630LV29S6	1071	1318	65.75	30	29.5	48	93	11.5	
	72RHB6630RV29S6	1071	1318	65.75	30	29.5	48	93	11.5	
	72RHB6636LV29S6*	1133	1443	65.75	36	29.5	45	100	13	
	72RHB6636RV29S6	1133	1443	65.75	36	29.5	45	100	13	
	72RHB7230LV29S6	1335	1644	71.75	30	29.5	54	99	12	
	72RHB7230RV29S6	1335	1644	71.75	30	29.5	54	99	12	
	72RHB7236LV29S6	1390	1710	71.75	36	29.5	51	107	14	
	72RHB7236RV29S6	1390	1710	71.75	36	29.5	51	107	14	
	72RHB7830LV29S6	1385	1706	77.75	30	29.5	60	104	13	
	72RHB7830RV29S6	1385	1706	77.75	30	29.5	60	104	13	
	72RHB7836LV29S6	1470	1811	77.75	36	29.5	57	114	15	
	72RHB7836RV29S6	1470	1811	77.75	36	29.5	57	114	15	
	72RHB8430LV29S6	1437	1768	83.75	30	29.5	66	110	14	
	72RHB8430RV29S6	1437	1768	83.75	30	29.5	66	110	14	
	72RHB8436LV29S6	1563	1924	83.75	36	29.5	63	120	16	
	72RHB8436RV29S6	1563	1924	83.75	36	29.5	63	120	16	

## ORDERING NOTES:

All Returns with a "S6" at the end of the model number are available with a 4" diameter metal leg, please replace "S6" with a "D8" to the existing model number ie: 72RHB6630LD8. All returns with a "S6" at the end of the model number are available with a Panel Leg, please replace "S6" with "P6" in the model number ie: 72RH6630LP6. If ordering a pencil drawer for a curvilinear return please see page 691 for details.

## ORDERING PROCEDURE

To order, please specify the following:

- 1) Krug product model number
- 2) Wood species and finish, see page 26
- 3) Wood edge detail- I,H, L or P, see page 264
- 4) Pull style, see page 265
- 5) Grommet location if applicable

\*Indicates model illustrated by line drawing.

## CODE DESCRIPTION

L - left hand pedestal position  
 R - right hand pedestal position  
 S6 - square Laminate leg  
 X26 - 1/2 height fixed Laminate modesty panel  
 X46 - full height Laminate modesty panel  
 D - 2 file drawer  
 F - 2 box, 1 file drawe  
 V26 - 1/2 height floating Laminate modest panel  
 V29 - 1/2 height floating acrylic modesty panel  
 M - metal legs


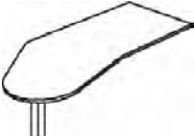
## STANDARD FINISHES

For a complete list of standard wood finishes please see page xx

## GROMMETS

One grommet in standard position is optional at no charge. See page 645 for more power management information.

# ARTEMIS LAMINATE | RETURNS

Description	Model	Rift Oak/ Palette	Cherry Maple Walnut	W	D	H	Shipping Weight	Cubic Feet	
	Crescent Return with Square Laminate Leg	72RHC4830LS6	744	1033	47.75	39	29.5	54	8
		72RHC4830RS6	744	1033	47.75	39	29.5	54	8
		72RHC5430LS6	780	1082	53.75	39	29.5	59	9
		72RHC5430RS6	780	1082	53.75	39	29.5	59	9
		72RHC6030LS6	827	1147	59.75	42	29.5	64	10
		72RHC6030RS6	827	1147	59.75	42	29.5	64	10
		72RHC6630LS6	886	1228	65.75	42	29.5	69	10.5
		72RHC6630RS6	886	1228	65.75	42	29.5	69	10.5
		72RHC7230LS6	949	1378	71.75	45	29.5	86	11.5
		72RHC7230RS6*	949	1378	71.75	45	29.5	86	11.5
		72RHC7830LS6	1146	1590	71.75	45	29.5	92	12.5
		72RHC7830RS6	1146	1590	71.75	45	29.5	92	12.5
		72RHC8430LS6	1249	1734	83.75	48.75	29.5	95	13
		72RHC8430RS6	1249	1734	83.75	48.75	29.5	95	13
	J Return with Square Laminate Leg	72RHJ4833LS6*	760	998	33	47.75	29.5	128	11.5
		72RHJ4833RS6	760	998	33	47.75	29.5	128	11.5
		72RHJ5433LS6	794	1060	33	53.75	29.5	128	11.5
		72RHJ5433RS6	794	1060	33	53.75	29.5	128	11.5
		72RHJ6033LS6	822	1113	33	59.75	29.5	128	11.5
		72RHJ6033RS6	822	1113	33	59.75	29.5	128	11.5
		72RHJ6633LS6	854	1168	33	65.75	29.5	128	11.5
		72RHJ6633RS6	854	1168	33	65.75	29.5	128	11.5
		72RHJ7233LS6	888	1213	33	71.75	29.5	135	12.5
		72RHJ7233RS6	888	1213	33	71.75	29.5	135	12.5
		72RHJ7833LS6	1078	1462	33	77.75	29.5	139	13.5
		72RHJ7833RS6	1078	1462	33	77.75	29.5	139	13.5
		72RHJ8433LS6	1173	1592	33	83.75	29.5	144	14
		72RHJ8433RS6	1173	1592	33	83.75	29.5	144	14

## ORDERING NOTES:

All Returns with a "S6" at the end of the model number are available with a 4" diameter metal leg, please replace "S6" with a "D8" to the existing model number ie: 72RHB6630LD8. All returns with a "S6" at the end of the model number are available with a Panel Leg, please replace "S6" with "P6" in the model number ie: 72RH6630LP6. If ordering a pencil drawer for a curvilinear return please see page 691 for details.

### DIMENSION KEY

W - width  
D - depth  
H - height

Dimensions are in inches and approximate. Contact Customer Service if dimensions are critical.

### CODE DESCRIPTION

L - left hand pedestal position  
R - right hand pedestal position  
S6 - square Laminate leg  
X26 - 1/2 height fixed Laminate modest panel  
X46 - full height Laminate modesty panel  
D - 2 file drawer  
F - 2 box, 1 file drawe  
V26 - 1/2 height floating Laminate modest panel  
V29 - 1/2 height floating acrylic modest panel  
M - metal

### STANDARD FINISHES

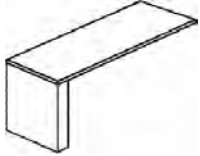
For a complete list of standard Laminates & HPL, please see page 642.

### GROMMETS

One grommet in standard position is optional at no charge. See page 645 for more power management information.

# ARTEMIS LAMINATE | RETURNS

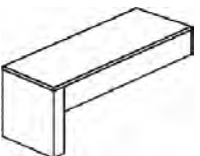
Description	Model	Laminate Top/Polymer Edge	HPL Top/Polymer Edge	W	D	H	KW	Shipping Weight	Cubic Feet
Rectangular Desk	72RHDR4830L	805	1016	47.75	30	29.5	43.75	91	36.5
Return with 4" Gable and no Modesty Panel	72RHDR4830R	805	1016	47.75	30	29.5	43.75	91	36.5
	72RHDR4836L	863	1107	47.75	36	29.5	43.75	96	36.5
	72RHDR4836R	863	1107	47.75	36	29.5	43.75	96	36.5
	72RHDR5430L	844	1075	53.75	30	29.5	49.75	99	40.5
	72RHDR5430R	844	1075	53.75	30	29.5	49.75	99	40.5
	72RHDR5436L	898	1153	53.75	36	29.5	49.75	104	40.5
	72RHDR5436R	898	1153	53.75	36	29.5	49.75	104	40.5
	72RHDR6030L	978	1235	59.75	30	29.5	55.75	106	44.5
	72RHDR6030R	978	1235	59.75	30	29.5	55.75	106	44.5
	72RHDR6036L	1034	1327	59.75	36	29.5	55.75	111	44.5
	72RHDR6036R	1034	1327	59.75	36	29.5	55.75	111	44.5
	72RHDR6630L	1015	1302	65.75	30	29.5	61.75	112	49
	72RHDR6630R	1015	1302	65.75	30	29.5	61.75	112	49
	72RHDR6636L	1069	1372	65.75	36	29.5	61.75	117	50
	72RHDR6636R	1069	1372	65.75	36	29.5	61.75	117	50
	72RHDR7230L*	1047	1343	71.75	30	29.5	67.75	119	53
	72RHDR7230R	1047	1343	71.75	30	29.5	67.75	119	53
	72RHDR7236L	1247	1600	71.75	36	29.5	67.75	124	54.75
	72RHDR7236R	1247	1600	71.75	36	29.5	67.75	124	54.75
	72RHDR7830L	1127	1445	77.75	30	29.5	73.75	126	57
	72RHDR7830R	1127	1445	77.75	30	29.5	73.75	126	57
	72RHDR7836L	1323	1698	77.75	36	29.5	73.75	131	57
	72RHDR7836R	1323	1698	77.75	36	29.5	73.75	131	57
	72RHDR8430L	1204	1544	83.75	30	29.5	79.75	132	61
	72RHDR8430R	1204	1544	83.75	30	29.5	79.75	132	61
	72RHDR8436L	1400	1795	83.75	36	29.5	79.75	137	63
	72RHDR8436R	1400	1795	83.75	36	29.5	79.75	137	63



### ORDERING NOTES:

If ordering a pencil drawer or keyboard for any table desk/rectangular return desk, please see page 691 for details.

Rectangular Desk	72RHDR4830LX26	910	1129	47.75	30	29.5	43.75	106	36.5
Return with 4" Gable and 1/2 Height Fixed Laminate Modesty Panel	72RHDR4830RX26	910	1129	47.75	30	29.5	43.75	106	36.5
	72RHDR4836LX26	964	1216	47.75	36	29.5	43.75	112	36.5
	72RHDR4836RX26	964	1216	47.75	36	29.5	43.75	112	36.5
	72RHDR5430LX26	943	1181	53.75	30	29.5	49.75	114	40.5
	72RHDR5430RX26	943	1181	53.75	30	29.5	49.75	114	40.5
	72RHDR5436LX26	997	1258	53.75	36	29.5	49.75	120	40.5
	72RHDR5436RX26	997	1258	53.75	36	29.5	49.75	120	40.5
	72RHDR6030LX26	981	1239	59.75	30	29.5	55.75	122	44.5
	72RHDR6030RX26	981	1239	59.75	30	29.5	55.75	122	44.5
	72RHDR6036LX26	1037	1309	59.75	36	29.5	55.75	128	44.5
	72RHDR6036RX26	1037	1309	59.75	36	29.5	55.75	128	44.5
	72RHDR6630LX26	1015	1280	65.75	30	29.5	61.75	130	49
	72RHDR6630RX26	1015	1280	65.75	30	29.5	61.75	130	49
	72RHDR6636LX26	1069	1350	65.75	36	29.5	61.75	136	50
	72RHDR6636RX26*	1069	1350	65.75	36	29.5	61.75	136	50



### ORDERING PROCEDURE

To order, please specify the following:

- 1) Krug product model number
- 2) Wood species and finish, see page 26
- 3) Wood edge detail- I,H, L or P, see page 264
- 4) Pull style, see page 265
- 5) Grommet location if applicable

\*Indicates model illustrated by line drawing.

### CODE DESCRIPTION

L - left hand pedestal position  
 R - right hand pedestal position  
 S6 - square Laminate leg  
 X26 - 1/2 height fixed Laminate modesty panel  
 X46 - full height Laminate modesty panel  
 D - 2 file drawer  
 F - 2 box, 1 file drawer  
 V26 - 1/2 height floating Laminate modest panel  
 V29 - 1/2 height floating acrylic modesty panel  
 M - metal legs

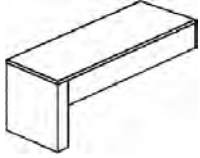
### STANDARD FINISHES

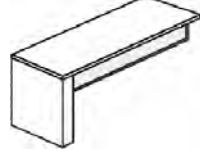
For a complete list of standard wood finishes please see page xx

### GROMMETS

One grommet in standard position is optional at no charge. See page 645 for more power management information.

# ARTEMIS LAMINATE | RETURNS

Description	Model	Rift Oak/ Palette	Cherry Maple Walnut	W	D	H	Shipping Weight	Cubic Feet	
	72RHDR7230LX26	1047	1321	71.75	30	29.5	67.75	138	53
	72RHDR7230RX26	1047	1321	71.75	30	29.5	67.75	138	53
	72RHDR7236LX26	1145	1444	71.75	36	29.5	67.75	144	54.75
	72RHDR7236RX26	1145	1444	71.75	36	29.5	67.75	144	54.75
	72RHDR7830LX26	1127	1422	77.75	30	29.5	73.75	148	57
	72RHDR7830RX26	1127	1422	77.75	30	29.5	73.75	148	57
	72RHDR7836LX26	1222	1542	77.75	36	29.5	73.75	152	57
	72RHDR7836RX26	1222	1542	77.75	36	29.5	73.75	152	57
	72RHDR8430LX26	1200	1515	83.75	30	29.5	79.75	154	61
	72RHDR8430RX26	1200	1515	83.75	30	29.5	79.75	154	61
	72RHDR8436LX26	1298	1638	83.75	36	29.5	79.75	160	63
	72RHDR8436RX26	1298	1638	83.75	36	29.5	79.75	160	63

	Rectangular Desk	72RHDR4830LV29	1057	1278	47.75	30	29.5	43.75	105	36.5
	Return with 4" Gable	72RHDR4830RV29	1057	1278	47.75	30	29.5	43.75	105	36.5
	and 1/2 Height	72RHDR4836LV29	1111	1346	47.75	36	29.5	43.75	111	36.5
	Floating Acrylic	72RHDR4836RV29	1111	1346	47.75	36	29.5	43.75	111	36.5
	Modesty Panel	72RHDR5430LV29	1088	1318	53.75	30	29.5	49.75	113	40.5
		72RHDR5430RV29	1088	1318	53.75	30	29.5	49.75	113	40.5
		72RHDR5436LV29	1149	1389	53.75	36	29.5	49.75	119	40.5
		72RHDR5436RV29	1149	1389	53.75	36	29.5	49.75	119	40.5
		72RHDR6030LV29	1231	1488	59.75	30	29.5	55.75	120	44.5
		72RHDR6030RV29	1231	1488	59.75	30	29.5	55.75	120	44.5
		72RHDR6036LV29	1284	1553	59.75	36	29.5	55.75	126	44.5
		72RHDR6036RV29	1284	1553	59.75	36	29.5	55.75	126	44.5
		72RHDR6630LV29	1263	1527	65.75	30	29.5	61.75	127	49
		72RHDR6630RV29	1263	1527	65.75	30	29.5	61.75	127	49
		72RHDR6636LV29	1321	1599	65.75	36	29.5	61.75	132	50
		72RHDR6636RV29*	1321	1599	65.75	36	29.5	61.75	132	50
		72RHDR7230LV29	1299	1571	71.75	30	29.5	67.75	133	53
		72RHDR7230RV29	1299	1571	71.75	30	29.5	67.75	133	53
		72RHDR7236LV29	1610	1949	71.75	36	29.5	67.75	139	54.75
		72RHDR7236RV29	1610	1949	71.75	36	29.5	67.75	139	54.75
		72RHDR7830LV29	1487	1799	77.75	30	29.5	73.75	141	57
		72RHDR7830RV29	1487	1799	77.75	30	29.5	73.75	141	57
		72RHDR7836LV29	1680	2033	77.75	36	29.5	73.75	139	57
		72RHDR7836RV29	1680	2033	77.75	36	29.5	73.75	139	57
		72RHDR8430LV29	1559	1886	83.75	30	29.5	79.75	146	61
		72RHDR8430RV29	1559	1886	83.75	30	29.5	79.75	146	61
		72RHDR8436LV29	1752	2118	83.75	36	29.5	79.75	152	63
		72RHDR8436RV29	1752	2118	83.75	36	29.5	79.75	152	63

## ORDERING NOTES:

If ordering a pencil drawer or keyboard for any table desk/rectangular return desk, please see page 691 for details.

### DIMENSION KEY

W - width  
D - depth  
H - height

Dimensions are in inches and approximate.  
Contact Customer Service if dimensions are critical.

### CODE DESCRIPTION

L - left hand pedestal position  
R - right hand pedestal position  
S6 - square Laminate leg  
X26 - 1/2 height fixed Laminate modest panel  
X46 - full height Laminate modesty panel  
D - 2 file drawer  
F - 2 box, 1 file drawe  
V26 - 1/2 height floating Laminate modest panel  
V29 - 1/2 height floating acrylic modest panel  
M - metal legs

### STANDARD FINISHES

For a complete list of standard Laminates & HPL, please see page 642.

### GROMMETS

One grommet in standard position is optional at no charge. See page 645 for more power management information.

# ARTEMIS LAMINATE | RETURNS

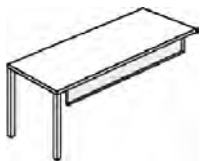
Description	Model	Laminate Top/Polymer Edge	HPL Top/Polymer Edge	W	D	H	KW	Shipping Weight	Cubic Feet
Rectangular Desk Return with 2"	72RHDR4830LM	709	918	47.75	30	29.5	45.75	58	8
Square Metal Legs and no Modesty Panel	72RHDR4830RM	709	918	47.75	30	29.5	45.75	58	8
	72RHDR4836LM	767	1006	47.75	36	29.5	45.75	66	10
	72RHDR4836RM	767	1006	47.75	36	29.5	45.75	66	10
	72RHDR5430LM	744	970	53.75	30	29.5	51.75	63	8.5
	72RHDR5430RM	744	970	53.75	30	29.5	51.75	63	8.5
	72RHDR5436LM	801	1052	53.75	36	29.5	51.75	71	10.75
	72RHDR5436RM	801	1052	53.75	36	29.5	51.75	71	10.75
	72RHDR6030LM	882	1161	59.75	30	29.5	57.75	72	9
	72RHDR6030RM	882	1161	59.75	30	29.5	57.75	72	9
	72RHDR6036LM	938	1233	59.75	36	29.5	57.75	81	11.5
	72RHDR6036RM	938	1233	59.75	36	29.5	57.75	81	11.5
	72RHDR6630LM	916	1194	65.75	30	29.5	63.75	76	10
	72RHDR6630RM	916	1194	65.75	30	29.5	63.75	76	10
	72RHDR6636LM	972	1150	65.75	36	29.5	63.75	93	12.5
	72RHDR6636RM*	972	1150	65.75	36	29.5	63.75	93	12.5
	72RHDR7230LM	955	1254	71.75	30	29.5	69.75	81	10.75
	72RHDR7230RM	955	1254	71.75	30	29.5	69.75	81	10.75
	72RHDR7236LM	1115	1465	71.75	36	29.5	69.75	100	13.5
	72RHDR7236RM	1115	1465	71.75	36	29.5	69.75	100	13.5
	72RHDR7830LM	1091	1298	77.75	30	29.5	75.75	86	11.5
	72RHDR7830RM	1091	1298	77.75	30	29.5	75.75	86	11.5
	72RHDR7836LM	1154	1518	77.75	36	29.5	75.75	106	14
	72RHDR7836RM	1154	1518	77.75	36	29.5	75.75	106	14
	72RHDR8430LM	1137	1351	83.75	30	29.5	81.75	91	13
	72RHDR8430RM	1137	1351	83.75	30	29.5	81.75	91	13
	72RHDR8436LM	1204	1583	83.75	36	29.5	81.75	113	15
	72RHDR8436RM	1204	1583	83.75	36	29.5	81.75	113	15



### ORDERING NOTES:

If ordering a pencil drawer or keyboard for any table desk/rectangular return desk, please see page 691 for details.

Rectangular Desk Return with 2" Square Metal Leg and 1/2 Height Floating Acrylic Modesty Panel	72RHDR4830LV29M	1041	1259	47.75	30	29.5	45.75	63	8
	72RHDR4830RV29M	1041	1259	47.75	30	29.5	45.75	63	8
	72RHDR4836LV29M	1096	1335	47.75	36	29.5	45.75	70	10
	72RHDR4836RV29M	1096	1335	47.75	36	29.5	45.75	70	10
	72RHDR5430LV29M	1079	1316	53.75	30	29.5	51.75	68	8.5
	72RHDR5430RV29M	1079	1316	53.75	30	29.5	51.75	68	8.5
	72RHDR5436LV29M	1130	1379	53.75	36	29.5	51.75	76	10.75
	72RHDR5436RV29M	1130	1379	53.75	36	29.5	51.75	76	10.75
	72RHDR6030LV29M	1212	1480	59.75	30	29.5	57.75	78	9
	72RHDR6030RV29M	1212	1480	59.75	30	29.5	57.75	78	9
	72RHDR6036LV29M	1270	1549	59.75	36	29.5	57.75	87	11.5
	72RHDR6036RV29M	1270	1549	59.75	36	29.5	57.75	87	11.5
	72RHDR6630LV29M	1248	1522	65.75	30	29.5	63.75	83	10
	72RHDR6630RV29M	1248	1522	65.75	30	29.5	63.75	83	10
	72RHDR6636LV29M	1307	1595	65.75	36	29.5	63.75	108	13
	72RHDR6636RV29M*	1307	1595	65.75	36	29.5	63.75	108	13



### ORDERING PROCEDURE

To order, please specify the following:

- 1) Krug product model number
- 2) Wood species and finish, see page 26
- 3) Wood edge detail- I, H, L or P, see page 264
- 4) Pull style, see page 265
- 5) Grommet location if applicable

\*Indicates model illustrated by line drawing.

### CODE DESCRIPTION

L - left hand pedestal position  
 R - right hand pedestal position  
 S6 - square Laminate leg  
 X26 - 1/2 height fixed Laminate modesty panel  
 X46 - full height Laminate modesty panel  
 D - 2 file drawer  
 F - 2 box, 1 file drawe  
 V26 - 1/2 height floating Laminate modest panel  
 V29 - 1/2 height floating acrylic modesty panel  
 M - metal legs



### STANDARD FINISHES

For a complete list of standard wood finishes please see page xx

### GROMMETS

One grommet in standard position is optional at no charge. See page 645 for more power management information.

# ARTEMIS LAMINATE | RETURNS

Description	Model	Laminate Top/Polymer Edge	HPL Top/Polymer Edge	W	D	H	KW	Shipping Weight	Cubic Feet	
	Rectangular Desk Return with 2" Square Metal Leg and 1/2 Height Floating Acrylic Modesty Panel	72RHDR7230LV29M	1286	1568	71.75	30	29.5	69.75	89	10.75
	72RHDR7230RV29M	1286	1568	71.75	30	29.5	69.75	89	10.75	
	72RHDR7236LV29M	1573	1920	71.75	36	29.5	69.75	115	14	
	72RHDR7236RV29M	1573	1920	71.75	36	29.5	69.75	115	14	
	72RHDR7830LV29M	1452	1771	77.75	30	29.5	75.75	94	11.5	
	72RHDR7830RV29M	1452	1771	77.75	30	29.5	75.75	94	11.5	
	72RHDR7836LV29M	1616	1973	77.75	36	29.5	75.75	115	15	
	72RHDR7836RV29M	1616	1973	77.75	36	29.5	75.75	115	15	
	72RHDR8430LV29M	1493	1821	83.75	30	29.5	81.75	100	13	
	72RHDR8430RV29M	1493	1821	83.75	30	29.5	81.75	100	13	
	72RHDR8436LV29M	1666	2033	83.75	36	29.5	81.75	128	16	
	72RHDR8436RV29M	1666	2033	83.75	36	29.5	81.75	128	16	
		Rectangular Desk Return with Panel Leg and no Modesty Panel	72RHDR4830LP6	593	791	47.75	30	29.5	27.75	56
72RHDR4830RP6		593	791	47.75	30	29.5	27.75	56	8.5	
72RHDR4836LP6		646	884	47.75	36	29.5	27.75	64	12	
72RHDR4836RP6		646	884	47.75	36	29.5	27.75	64	12	
72RHDR5430LP6		624	847	53.75	30	29.5	33.75	61	9	
72RHDR5430RP6		624	847	53.75	30	29.5	33.75	61	9	
72RHDR5436LP6		680	944	53.75	36	29.5	33.75	69	13	
72RHDR5436RP6		680	944	53.75	36	29.5	33.75	69	13	
72RHDR6030LP6		661	903	59.75	30	29.5	39.75	65	10	
72RHDR6030RP6		661	903	59.75	30	29.5	39.75	65	10	
72RHDR6036LP6		718	1002	59.75	36	29.5	39.75	75	13.75	
72RHDR6036RP6		718	1002	59.75	36	29.5	39.75	75	13.75	
72RHDR6630LP6		695	964	65.75	30	29.5	45.75	70	10.75	
72RHDR6630RP6		695	964	65.75	30	29.5	45.75	70	10.75	
72RHDR6636LP6*		748	1061	65.75	36	29.5	45.75	93	14	
72RHDR6636RP6		748	1061	65.75	36	29.5	45.75	93	14	
72RHDR7230LP6		850	1143	71.75	30	29.5	51.75	79	11.5	
72RHDR7230RP6		850	1143	71.75	30	29.5	51.75	79	11.5	
72RHDR7236LP6		912	1266	71.75	36	29.5	51.75	100	15	
72RHDR7236RP6		912	1266	71.75	36	29.5	51.75	100	15	
72RHDR7830LP6		901	1223	77.75	30	29.5	57.75	84	13	
72RHDR7830RP6		901	1223	77.75	30	29.5	57.75	84	13	
72RHDR7836LP6		970	1347	77.75	36	29.5	57.75	106	16	
72RHDR7836RP6		970	1347	77.75	36	29.5	57.75	106	16	
72RHDR8430LP6		961	1304	83.75	30	29.5	63.75	89	14.5	
72RHDR8430RP6		961	1304	83.75	30	29.5	63.75	89	14.5	
72RHDR8436LP6		1026	1436	83.75	36	29.5	63.75	113	17	
72RHDR8436RP6		1026	1436	83.75	36	29.5	63.75	113	17	

## ORDERING NOTES:

If ordering a pencil drawer or keyboard for any table desk/rectangular return desk, please see page 691 for details.

### DIMENSION KEY

W - width  
D - depth  
H - height

Dimensions are in inches and approximate. Contact Customer Service if dimensions are critical.

### CODE DESCRIPTION

L - left hand pedestal position  
R - right hand pedestal position  
S6 - square Laminate leg  
X26 - 1/2 height fixed Laminate modest panel  
X46 - full height Laminate modesty panel  
D - 2 file drawer  
F - 2 box, 1 file drawer  
V26 - 1/2 height floating Laminate modest panel  
V29 - 1/2 height floating acrylic modest panel  
M - metal legs

### STANDARD FINISHES


For a complete list of standard Laminates & HPL, please see page 642.

### GROMMETS

One grommet in standard position is optional at no charge. See page 645 for more power management information.



# ARTEMIS LAMINATE | RETURNS

Description	Model	Laminate Top/Polymer Edge	HPL Top/Polymer Edge	W	D	H	KW	Shipping Weight	Cubic Feet
	72RHDR4830LV29P6	937	1152	47.75	30	29.5	30.75	59	8.5
	72RHDR4830RV29P6	937	1152	47.75	30	29.5	30.75	59	8.5
	72RHDR4836LV29P6	996	1246	47.75	36	29.5	27.75	67	12
	72RHDR4836RV29P6	996	1246	47.75	36	29.5	27.75	67	12
	72RHDR5430LV29P6	972	1207	53.75	30	29.5	36.75	65	9
	72RHDR5430RV29P6	972	1207	53.75	30	29.5	36.75	65	9
	72RHDR5436LV29P6	1029	1289	53.75	36	29.5	33.75	73	13
	72RHDR5436RV29P6	1029	1289	53.75	36	29.5	33.75	73	13
	72RHDR6030LV29P6	1008	1264	59.75	30	29.5	42.75	70	10
	72RHDR6030RV29P6	1008	1264	59.75	30	29.5	42.75	70	10
	72RHDR6036LV29P6	1071	1341	59.75	36	29.5	39.75	80	13.75
	72RHDR6036RV29P6	1071	1341	59.75	36	29.5	39.75	80	13.75
	72RHDR6630LV29P6	1054	1319	65.75	30	29.5	48.75	76	10.75
	72RHDR6630RV29P6	1054	1319	65.75	30	29.5	48.75	76	10.75
	72RHDR6636LV29P6	1105	1383	65.75	36	29.5	45.75	108	14.5
	72RHDR6636RV29P6	1105	1383	65.75	36	29.5	45.75	108	14.5
	72RHDR7230LV29P6*	1086	1359	71.75	30	29.5	54.75	86	11.5
	72RHDR7230RV29P6	1086	1359	71.75	30	29.5	54.75	86	11.5
	72RHDR7236LV29P6	1281	1604	71.75	36	29.5	51.75	115	15.75
	72RHDR7236RV29P6	1281	1604	71.75	36	29.5	51.75	115	15.75
72RHDR7830LV29P6	1258	1574	77.75	30	29.5	60.75	91	13	
72RHDR7830RV29P6	1258	1574	77.75	30	29.5	60.75	91	13	
72RHDR7836LV29P6	1441	1804	77.75	36	29.5	57.75	121	16.75	
72RHDR7836RV29P6	1441	1804	77.75	36	29.5	57.75	121	16.75	
72RHDR8430LV29P6	1430	1790	83.75	30	29.5	66.75	96	14.5	
72RHDR8430RV29P6	1430	1790	83.75	30	29.5	66.75	96	14.5	
72RHDR8436LV29P6	1507	1887	83.75	36	29.5	63.75	128	17.75	
72RHDR8436RV29P6	1507	1887	83.75	36	29.5	63.75	128	17.75	

## ORDERING NOTES:

If ordering a pencil drawer or keyboard for any table desk/rectangular return desk, please see page 691 for details.

## ORDERING PROCEDURE

To order, please specify the following:

- 1) Krug product model number
- 2) Wood species and finish, see page 26
- 3) Wood edge detail- I,H, L or P, see page 264
- 4) Pull style, see page 265
- 5) Grommet location if applicable

\*Indicates model illustrated by line drawing.

## CODE DESCRIPTION

L - left hand pedestal position  
 R - right hand pedestal position  
 S6 - square Laminate leg  
 X26 - 1/2 height fixed Laminate modesty panel  
 X46 - full height Laminate modesty panel  
 D - 2 file drawer  
 F - 2 box, 1 file drawe  
 V26 - 1/2 height floating Laminate modest panel  
 V29 - 1/2 height floating acrylic modesty panel  
 M - metal legs


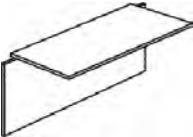
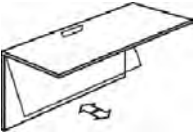
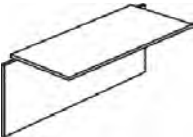
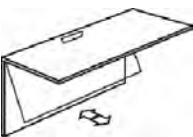
## STANDARD FINISHES

For a complete list of standard Laminates & HPL, please see page 642.

## GROMMETS

One grommet in standard position is optional at no charge. See page 645 for more power management information.

# ARTEMIS LAMINATE | LINKING UNITS

Description	Model	Rift Oak/ Palette	Cherry Maple Walnut	W	D	H	Shipping Weight	Cubic Feet
 Linking Tops	72LU3620H	252	349	36	20	-	15	1.5
	72LU3624H	269	386	36	24	-	16	1.75
	72LU4220H*	268	381	42	20	-	20	1.5
	72LU4224H	285	416	42	24	-	24	2
	72LU4820H	303	429	48	20	-	29	1.75
	72LU4824H	321	473	48	24	-	36	2
 Linking Unit with Fixed Laminate Modesty Panel	72LU3620HX46	401	494	36	20	29.5	59	3
	72LU3624HX46	433	533	36	24	29.5	64	3
	72LU4220HX46*	441	542	42	20	29.5	67	3.75
	72LU4224HX46	510	627	42	24	29.5	72	3.75
	72LU4820HX46	491	605	48	20	29.5	78	4
	72LU4824HX46	584	720	48	24	29.5	80	4
 Linking Unit with Hinged Laminate Modesty Panel	72LUY3620H	441	534	36	20	29.5	59	3
	72LUY3624H	477	577	36	24	29.5	64	3
	72LUY4220H	485	585	42	20	29.5	67	3.5
	72LUY4224H*	557	669	42	24	29.5	72	3.5
	72LUY4820H	537	650	48	20	29.5	78	4
	72LUY4824H	636	770	48	24	29.5	80	4
 Linking Unit for Table Desks with Fixed Laminate Modesty Panel	72LUTD3620HLX46	401	494	36	20	29.5	59	3
	72LUTD3620HRX46	401	494	36	20	29.5	59	3
	72LUTD3624HLX46	433	533	36	24	29.5	64	3
	72LUTD3624HRX46	433	533	36	24	29.5	64	3
	72LUTD4220HLX46	441	542	42	20	29.5	67	3.75
	72LUTD4220HRX46	441	542	42	20	29.5	67	3.75
	72LUTD4224HLX46	510	627	42	24	29.5	72	3.75
	72LUTD4224HRX46	510	627	42	24	29.5	72	3.75
	72LUTD4820HLX46	491	605	48	20	29.5	78	4
	72LUTD4820HRX46	491	605	48	20	29.5	78	4
	72LUTD4824HLX46	584	720	48	24	29.5	80	4
	72LUTD4824HRX46	584	720	48	24	29.5	80	4
 Linking Unit for Table Desks with Hinged Laminate Modesty Panel	72LUYTD3620HL	441	542	36	20	29.5	59	3
	72LUYTD3620HR	441	542	36	20	29.5	59	3
	72LUYTD3624HL	477	577	36	24	29.5	64	3
	72LUYTD3624HR	477	577	36	24	29.5	64	3
	72LUYTD4220HL	485	597	42	20	29.5	67	3.75
	72LUYTD4220HR	485	597	42	20	29.5	67	3.75
	72LUYTD4224HL	557	669	42	24	29.5	72	3.75
	72LUYTD4224HR	557	669	42	24	29.5	72	3.75
	72LUYTD4820HL	537	661	48	20	29.5	78	4
	72LUYTD4820HR	537	661	48	20	29.5	78	4
	72LUYTD4824HL	636	770	48	24	29.5	80	4
	72LUYTD4824HR	636	770	48	24	29.5	80	4

## ORDERING NOTES:

### DIMENSION KEY

W - width  
D - depth  
H - height

Dimensions are in inches and approximate. Contact Customer Service if dimensions are critical.

### CODE DESCRIPTION

X46 - full height wood modesty panel  
Y - Laminate hinged modesty panel  
H - desk height

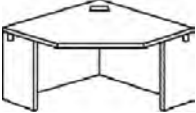
### STANDARD FINISHES


For a complete list of standard Laminates & HPL, please see page 642.

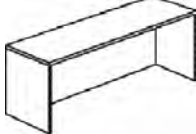
### GROMMETS

One grommet in standard position is optional at no charge. See page 645 for more power management information.

# ARTEMIS LAMINATE | LINKING TOPS, UNITS & CORNER UNITS

Description	Model	Laminate Top/Polymer Edge	HPL Top/Polymer Edge	W	D	H	KW	Shipping Weight	Cubic Feet
	72CU363620	870	1054	36	36	29.5	22.5	106	29
	72CU363624*	870	1054	36	36	29.5	17	106	29
	72CU424220	1031	1247	42	42	29.5	31	131	38
	72CU424224	1031	1247	42	42	29.5	25.25	131	38

Description	Model	Laminate Top/Polymer Edge	HPL Top/Polymer Edge	W	D	H	KW	Shipping Weight	Cubic Feet
	72SC6624	810	1014	24	65.75	29.5	63.5	104	35
	72SC7224*	853	1077	24	71.75	29.5	69.5	112	38
	72SC7824	958	1197	24	77.75	29.5	75.5	120	40
	72SC8424	1031	1290	24	83.75	29.5	81.5	128	44

Description	Model	Laminate Top/Polymer Edge	HPL Top/Polymer Edge	W	D	H	KW	Shipping Weight	Cubic Feet
	72SC6624X46	971	1215	24	65.75	29.5	63.5	104	35
	72SC7224X46	1025	1294	24	71.75	29.5	69.5	112	38
	72SC7824X46	1149	1438	24	77.75	29.5	75.5	120	40
	72SC8424X46	1236	1548	24	83.75	29.5	81.5	128	44

## ORDERING PROCEDURE

To order, please specify the following:

- 1) Krug product model number
- 2) Wood species and finish, see page 26
- 3) Wood edge detail- I,H, L or P, see page 264
- 4) Pull style, see page 265
- 5) Grommet location if applicable

\*Indicates model illustrated by line drawing.

## CODE DESCRIPTION

X46 - full height wood modesty panel  
 Y - Laminate hinged modesty panel  
 H - desk height

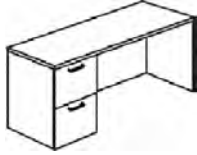
## STANDARD FINISHES

For a complete list of standard wood finishes please see page xx

## GROMMETS

One grommet in standard position is optional at no charge. See page 645 for more power management information.

# ARTEMIS LAMINATE | CREDENZAS

Description	Model	Laminate Top/Polymer Edge	HPL Top/Polymer Edge	W	D	H	KW	Shipping Weight	Cubic Feet
Single Pedestal	72C60204XLDR0	1358	1559	59.75	20	29.5	43	120	27.75
Credenza with	72C60204XLFR0	1358	1559	59.75	20	29.5	43	120	27.75
Fixed Laminate	72C60204XLORD	1358	1559	59.75	20	29.5	43	120	27.75
Modesty Panel	72C60204XLORF	1358	1559	59.75	20	29.5	43	120	27.75
	72C60244XLDR0	1446	1659	59.75	24	29.5	43	128	32
	72C60244XLFR0	1446	1659	59.75	24	29.5	43	128	32
	72C60244XLORD	1446	1659	59.75	24	29.5	43	128	32
	72C60244XLORF	1446	1659	59.75	24	29.5	43	128	32
	72C66204XLDR0*	1393	1598	65.75	20	29.5	49	136	30
	72C66204XLFR0	1393	1598	65.75	20	29.5	49	136	30
	72C66204XLORD	1393	1598	65.75	20	29.5	49	36	30
	72C66204XLORF	1393	1598	65.75	20	29.5	49	136	30
	72C66244XLDR0	1465	1680	65.75	24	29.5	49	144	35
	72C66244XLFR0	1465	1680	65.75	24	29.5	49	144	35
	72C66244XLORD	1465	1680	65.75	24	29.5	49	144	35
	72C66244XLORF	1465	1680	65.75	24	29.5	49	144	35
	72C72204XLDR0	1413	1621	71.75	20	29.5	55	152	32.75
	72C72204XLFR0	1413	1621	71.75	20	29.5	55	152	32.75
	72C72204XLORD	1413	1621	71.75	20	29.5	55	152	32.75
	72C72204XLORF	1413	1621	71.75	20	29.5	55	152	32.75
	72C72244XLDR0	1518	1740	71.75	24	29.5	55	160	38
	72C72244XLFR0	1518	1740	71.75	24	29.5	55	160	38
	72C72244XLORD	1518	1740	71.75	24	29.5	55	160	38
	72C72244XLORF	1518	1740	71.75	24	29.5	55	160	38
	72C78204XLDR0	1509	1731	77.75	20	29.5	61	168	35.5
	72C78204XLFR0	1509	1731	77.75	20	29.5	61	168	35.5
	72C78204XLORD	1509	1731	77.75	20	29.5	61	168	35.5
	72C78204XLORF	1509	1731	77.75	20	29.5	61	168	35.5
	72C78244XLDR0	1621	1859	77.75	24	29.5	61	172	41
	72C78244XLFR0	1621	1859	77.75	24	29.5	61	172	41
	72C78244XLORD	1621	1859	77.75	24	29.5	61	172	41
	72C78244XLORF	1621	1859	77.75	24	29.5	61	172	41
72C84204XLDR0	1649	1892	83.75	20	29.5	67	184	38	
72C84204XLFR0	1649	1892	83.75	20	29.5	67	184	38	
72C84204XLORD	1649	1892	83.75	20	29.5	67	184	38	
72C84204XLORF	1649	1892	83.75	20	29.5	67	184	38	
72C84244XLDR0	1772	2032	83.75	24	29.5	67	192	44	
72C84244XLFR0	1772	2032	83.75	24	29.5	67	192	44	
72C84244XLORD	1772	2032	83.75	24	29.5	67	192	44	
72C84244XLORF	1772	2032	83.75	24	29.5	67	192	44	

## DIMENSION KEY

W - width  
D - depth  
H - height

Dimensions are in inches and approximate.  
Contact Customer Service if dimensions are critical.

## CODE DESCRIPTION

L - left hand pedestal position  
R - right hand pedestal position  
0 - no pedestal  
4 - full height pedestal  
B - bookcase  
D - 2 file drawer  
F - 2 box, 1 file drawer  
Y - hinged modesty panel  
X - includes a modesty panel  
01 - lateral file pedestal  
02 - 1 file, 2 box, 1 lateral file pedestal  
04 - 2 box, 1 file, 1 lateral file pedestal

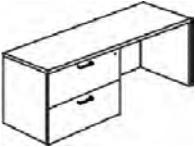
## STANDARD FINISHES

For a complete list of standard Laminates & HPL, please see page 642.

## GROMMETS


One grommet in standard position is optional at no charge. See page 645 for more power management information.

# ARTEMIS LAMINATE | CREDENZA

Description	Model	Laminate Top/Polymer Edge	HPL Top/Polymer Edge	W	D	H	KW	Shipping Weight	Cubic Feet
Single 36" Pedestal	72C7220XLFR0	1714	1965	71.75	20	29.5	35	168	32.75
Lateral File or Bookcase	72C7220XL0RF	1714	1965	71.75	20	29.5	35	168	32.75
Credenza with Fixed	72C7220XLBR0	1424	1648	71.75	20	29.5	35	128	32.75
Laminate Modesty Panel	72C7220XL0RB	1424	1648	71.75	20	29.5	35	128	32.75
	72C7224XLFR0*	1808	2091	71.75	24	29.5	35	176	38
	72C7224XL0RF	1808	2091	71.75	24	29.5	35	76	38
	72C7224XLBR0	1518	1756	71.75	24	29.5	35	136	38
	72C7224XL0RB	1518	1756	71.75	24	29.5	35	136	38
	72C7820XLFR0	1905	2187	77.75	20	29.5	41	195	35.5
	72C7820XL0RF	1905	2187	77.75	20	29.5	41	195	35.5
	72C7820XLBR0	1616	1871	77.75	20	29.5	41	155	35.5
	72C7820XL0RB	1616	1871	77.75	20	29.5	41	155	35.5
	72C7824XLFR0	2009	2326	77.75	24	29.5	41	199	41
	72C7824XL0RF	2009	2326	77.75	24	29.5	41	199	41
	72C7824XLBR0	1719	1990	77.75	24	29.5	41	174	41
	72C7824XL0RB	1719	1990	77.75	24	29.5	41	174	41
	72C8420XLFR0	2117	2428	83.75	20	29.5	47	221	38
	72C8420XL0RF	2117	2428	83.75	20	29.5	47	221	38
	72C8420XLBR0	1827	2116	83.75	20	29.5	47	181	38
	72C8420XL0RB	1827	2116	83.75	20	29.5	47	181	38
72C8424XLFR0	2231	2582	83.75	24	29.5	47	252	44	
72C8424XL0RF	2231	2582	83.75	24	29.5	47	252	44	
72C8424XLBR0	1943	2249	83.75	24	29.5	47	212	44	
72C8424XL0RB	1943	2249	83.75	24	29.5	47	212	44	

## ORDERING NOTES:

Credenzas with bookcase pedestals have the option of pulls instead of the standard touch latch doors. To select this option, please change the prefix in the model number from "72" to "73" ie: 73C7220XLBR0. Please refer to page 645 for pull orientation below the worksurface. Locks are available on wood doors for an upcharge of \$116 list.

Single 36" Combination	72C7220XL3602R0	1772	1995	71.75	20	29.5	35	168	32.75
Pedestal Credenza with	72C7220XL0R3604	1772	1995	71.75	20	29.5	35	168	32.75
Fixed Laminate Modesty	72C7224XL3602R0*	1867	2102	71.75	24	29.5	35	176	38
Panel	72C7224XL0R3604	1867	2102	71.75	24	29.5	35	176	38
	72C7820XL3602R0	1965	2214	77.75	20	29.5	41	174	35.5
	72C7820XL0R3604	1965	2214	77.75	20	29.5	41	174	35.5
	72C7824XL3602R0	2068	2328	77.75	24	29.5	41	182	41
	72C7824XL0R3604	2068	2328	77.75	24	29.5	41	182	41
	72C8420XL3602R0	2175	2449	83.75	20	29.5	47	180	38
	72C8420XL0R3604	2175	2449	83.75	20	29.5	47	180	38
	72C8424XL3602R0	2289	2579	83.75	24	29.5	47	188	44
	72C8424XL0R3604	2289	2579	83.75	24	29.5	47	188	44

## ORDERING PROCEDURE

To order, please specify the following:

- 1) Krug product model number
- 2) Wood species and finish, see page 26
- 3) Wood edge detail- I,H, L or P, see page 264
- 4) Pull style, see page 265
- 5) Grommet location if applicable

\*Indicates model illustrated by line drawing.

## CODE DESCRIPTION

L - left hand pedestal position  
 R - right hand pedestal position  
 0 - no pedestal  
 4 - full height pedestal  
 B - bookcase  
 D - 2 file drawer  
 F - 2 box, 1 file drawe  
 Y - hinged modesty panel  
 X - includes a modesty panel  
 01- lateral file pedest  
 02- 1 file, 2 box, 1 lateral file pedest  
 04- 2 box, 1 file, 1 lateral file pedest

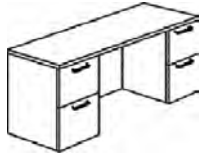
## STANDARD FINISHES

For a complete list of standard wood finishes please see page xx

## GROMMETS

One grommet in standard position is optional at no charge. See page 645 for more power management information.

# ARTEMIS LAMINATE | CREDENZA

Description	Model	Laminate Top/Polymer Edge	HPL Top/Polymer Edge	W	D	H	KW	Shipping Weight	Cubic Feet
Double Pedestal Credenza with Fixed Modesty Panel	72C60204XLDRD	1777	1981	59.75	20	29.5	28.5	200	27.75
	72C60204XLDRF	1777	1981	59.75	20	29.5	28.5	200	27.75
	72C60204XLFRD	1777	1981	59.75	20	29.5	28.5	200	27.75
	72C60204XLFRF	1777	1981	59.75	20	29.5	28.5	200	27.75
	72C60244XLDRD*	1897	2116	59.75	24	29.5	28.5	208	32
	72C60244XLDRF	1897	2116	59.75	24	29.5	28.5	208	32
	72C60244XLFRD	1897	2116	59.75	24	29.5	28.5	208	32
	72C60244XLFRF	1897	2116	59.75	24	29.5	28.5	208	32
	72C66204XLDRD	1812	2021	65.75	20	29.5	34.5	216	30
	72C66204XLDRF	1812	2021	65.75	20	29.5	34.5	216	30
	72C66204XLFRD	1812	2021	65.75	20	29.5	34.5	216	30
	72C66204XLFRF	1812	2021	65.75	20	29.5	34.5	216	30
	72C66244XLDRD	1911	2133	65.75	24	29.5	34.5	224	35
	72C66244XLDRF	1911	2133	65.75	24	29.5	34.5	224	35
	72C66244XLFRD	1911	2133	65.75	24	29.5	34.5	224	35
	72C66244XLFRF	1911	2133	65.75	24	29.5	34.5	224	35
	72C72204XLDRD	1827	2039	71.75	20	29.5	40.5	232	32.75
	72C72204XLDRF	1827	2039	71.75	20	29.5	40.5	232	32.75
	72C72204XLFRD	1827	2039	71.75	20	29.5	40.5	232	32.75
	72C72204XLFRF	1827	2039	71.75	20	29.5	40.5	232	32.75
	72C72244XLDRD	2002	2222	71.75	24	29.5	40.5	240	38
	72C72244XLDRF	2002	2222	71.75	24	29.5	40.5	240	38
	72C72244XLFRD	2002	2222	71.75	24	29.5	40.5	240	38
	72C72244XLFRF	2002	2222	71.75	24	29.5	40.5	240	38
	72C78204XLDRD	2002	2222	77.75	20	29.5	46.5	248	35.5
	72C78204XLDRF	2002	2222	77.75	20	29.5	46.5	248	35.5
	72C78204XLFRD	2002	2222	77.75	20	29.5	46.5	248	35.5
	72C78204XLFRF	2002	2222	77.75	20	29.5	46.5	248	35.5
	72C78244XLDRD	2141	2388	77.75	24	29.5	46.5	256	41
	72C78244XLDRF	2141	2388	77.75	24	29.5	46.5	256	41
	72C78244XLFRD	2141	2388	77.75	24	29.5	46.5	256	41
	72C78244XLFRF	2141	2388	77.75	24	29.5	46.5	256	41
	72C84204XLDRD	2195	2447	83.75	20	29.5	52.5	264	38
	72C84204XLDRF	2195	2447	83.75	20	29.5	52.5	264	38
	72C84204XLFRD	2195	2447	83.75	20	29.5	52.5	264	38
	72C84204XLFRF	2195	2447	83.75	20	29.5	52.5	264	38
	72C84244XLDRD	2345	2616	83.75	24	29.5	52.5	272	44
	72C84244XLDRF	2345	2616	83.75	24	29.5	52.5	272	44
	72C84244XLFRD	2345	2616	83.75	24	29.5	52.5	272	44
	72C84244XLFRF	2345	2616	83.75	24	29.5	52.5	272	44

## DIMENSION KEY

W - width  
D - depth  
H - height

Dimensions are in inches and approximate.  
Contact Customer Service if dimensions are critical.

## CODE DESCRIPTION

L - left hand pedestal position  
R - right hand pedestal position  
0 - no pedestal  
4 - full height pedestal  
B - bookcase  
D - 2 file drawer  
F - 2 box, 1 file drawer  
Y - hinged modesty panel  
X - includes a modesty panel  
01 - lateral file pedestal  
02 - 1 file, 2 box, 1 lateral file pedestal  
04 - 2 box, 1 file, 1 lateral file pedestal


## STANDARD FINISHES

For a complete list of standard Laminates & HPL, please see page 642.

## GROMMETS

One grommet in standard position is optional at no charge. See page 645 for more power management information.

# ARTEMIS LAMINATE | CREDENZA

Description	Model	Laminate Top/Polymer Edge	HPL Top/Polymer Edge	W	D	H	KW	Shipping Weight	Cubic Feet
Single Pedestal Credenza with Hinged Laminate Modesty Panel	72CY60204LDR0	1613	1834	59.75	20	29.5	43	120	27.75
	72CY60204LFR0	1613	1834	59.75	20	29.5	43	120	27.75
	72CY60204LORD	1613	1834	59.75	20	29.5	43	120	27.75
	72CY60204LORF	1613	1834	59.75	20	29.5	43	120	27.75
	72CY60244LDR0*	1701	1951	59.75	24	29.5	43	128	32
	72CY60244LFR0	1701	1951	59.75	24	29.5	43	128	32
	72CY60244LORD	1701	1951	59.75	24	29.5	43	128	32
	72CY60244LORF	1701	1951	59.75	24	29.5	43	128	32
	72CY66204LDR0	1647	1889	65.75	20	29.5	49	136	30
	72CY66204LFR0	1647	1889	65.75	20	29.5	49	136	30
	72CY66204LORD	1647	1889	65.75	20	29.5	49	136	30
	72CY66204LORF	1647	1889	65.75	20	29.5	49	136	30
	72CY66244LDR0	1647	1971	65.75	24	29.5	49	144	35
	72CY66244LFR0	1718	1971	65.75	24	29.5	49	144	35
	72CY66244LORD	1718	1971	65.75	24	29.5	49	144	35
	72CY66244LORF	1718	1971	65.75	24	29.5	49	144	35
	72CY72204LDR0	1666	1894	71.75	20	29.5	55	152	32.75
	72CY72204LFR0	1666	1894	71.75	20	29.5	55	152	32.75
	72CY72204LORD	1666	1894	71.75	20	29.5	55	152	32.75
	72CY72204LORF	1666	1894	71.75	20	29.5	55	152	32.75
	72CY72244LDR0	1772	2032	71.75	24	29.5	55	160	38
	72CY72244LFR0	1772	2032	71.75	24	29.5	55	160	38
	72CY72244LORD	1772	2032	71.75	24	29.5	55	160	38
	72CY72244LORF	1772	2032	71.75	24	29.5	55	160	38
	72CY78204LDR0	1762	2021	77.75	20	29.5	61	168	35.5
	72CY78204LFR0	1762	2021	77.75	20	29.5	61	168	35.5
	72CY78204LORD	1762	2021	77.75	20	29.5	61	168	35.5
	72CY78204LORF	1762	2021	77.75	20	29.5	61	168	35.5
	72CY78244LDR0	1875	2150	77.75	24	29.5	61	176	41
	72CY78244LFR0	1875	2150	77.75	24	29.5	61	176	41
72CY78244LORD	1875	2150	77.75	24	29.5	61	176	41	
72CY78244LORF	1875	2150	77.75	24	29.5	61	176	41	
72CY84204LDR0	1903	2182	83.75	20	29.5	67	184	38	
72CY84204LFR0	1903	2182	83.75	20	29.5	67	184	38	
72CY84204LORD	1903	2182	83.75	20	29.5	67	184	38	
72CY84204LORF	1903	2182	83.75	20	29.5	67	184	38	
72CY84244LDR0	2026	2323	83.75	24	29.5	67	192	44	
72CY84244LFR0	2026	2323	83.75	24	29.5	67	192	44	
72CY84244LORD	2026	2323	83.75	24	29.5	67	192	44	
72CY84244LORF	2026	2323	83.75	24	29.5	67	192	44	

## ORDERING PROCEDURE

To order, please specify the following:

- 1) Krug product model number
- 2) Wood species and finish, see page 26
- 3) Wood edge detail- I,H, L or P, see page 264
- 4) Pull style, see page 265
- 5) Grommet location if applicable

\*Indicates model illustrated by line drawing.

## CODE DESCRIPTION

L - left hand pedestal position  
 R - right hand pedestal position  
 0 - no pedestal  
 4 - full height pedestal  
 B - bookcase  
 D - 2 file drawer  
 F - 2 box, 1 file drawer  
 Y - hinged modesty panel  
 X - includes a modesty panel  
 01- lateral file pedestals  
 02- 1 file, 2 box, 1 lateral file pedestals  
 04- 2 box, 1 file, 1 lateral file pedestals

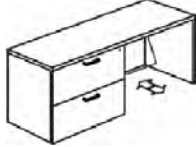
## STANDARD FINISHES

For a complete list of standard wood finishes please see page xx

## GROMMETS


One grommet in standard position is optional at no charge. See page 645 for more power management information.

# ARTEMIS LAMINATE | CREDENZA

Description	Model	Laminate Top/Polymer Edge	HPL Top/Polymer Edge	W	D	H	KW	Shipping Weight	Cubic Feet
	72CY7220LFR0	1969	2237	71.75	20	29.5	35	156	32.75
	72CY7220LORF	1969	2237	71.75	20	29.5	35	156	32.75
	72CY7220LBR0	1678	1907	71.75	20	29.5	35	116	32.75
	72CY7220LORB	1678	1907	71.75	20	29.5	35	116	32.75
	72CY7224LFR0	2063	2344	71.75	24	29.5	35	160	38
	72CY7224LORF	2063	2344	71.75	24	29.5	35	160	38
	72CY7224LBR0	1772	2014	71.75	24	29.5	35	120	38
	72CY7224LORB	1772	2014	71.75	24	29.5	35	120	38
	72CY7820LFR0	2160	2454	77.75	20	29.5	41	195	35.5
	72CY7820LORF	2160	2454	77.75	20	29.5	41	195	35.5
	72CY7820LBR0	1872	2127	77.75	20	29.5	41	155	35.5
	72CY7820LORB	1872	2127	77.75	20	29.5	41	155	35.5
	72CY7824LFR0	2264	2575	77.75	24	29.5	41	199	41
	72CY7824LORF	2264	2575	77.75	24	29.5	41	199	41
	72CY7824LBR0	1974	2244	77.75	24	29.5	41	174	41
	72CY7824LORB	1974	2244	77.75	24	29.5	41	174	41
	72CY8420LFR0	2370	2694	83.75	20	29.5	47	221	38
	72CY8420LORF	2370	2694	83.75	20	29.5	47	221	38
	72CY8420LBR0	2082	2365	83.75	20	29.5	47	181	38
	72CY8420LORB	2082	2365	83.75	20	29.5	47	181	38
72CY8424LFR0*	2484	2824	83.75	24	29.5	47	252	44	
72CY8424LORF	2484	2824	83.75	24	29.5	47	252	44	
72CY8424LBR0	2196	2495	83.75	24	29.5	47	212	44	
72CY8424LORB	2196	2495	83.75	24	29.5	47	212	44	

## ORDERING NOTES:

Credenzas with bookcase pedestals have the option of pulls instead of the standard touch latch doors. To select this option, please change the prefix in the model number from "72" to "73" ie: 73C7220LBR0. Please refer to page 645 for pull orientation below the worksurface. Locks are available on wood doors for an upcharge of \$116 list.

	72CY7220L3602R0	2026	2217	71.75	20	29.5	35	168	32.75
	72CY7220LOR3604	2026	2217	71.75	20	29.5	35	168	32.75
	72CY7224L3602R0*	2120	2320	71.75	24	29.5	35	176	38
	72CY7224LOR3604	2120	2320	71.75	24	29.5	35	176	38
	72CY7820L3602R0	2219	2428	77.75	20	29.5	41	174	35.5
	72CY7820LOR3604	2219	2428	77.75	20	29.5	41	174	35.5
	72CY7824L3602R0	2321	2512	77.75	24	29.5	41	182	41
	72CY7824LOR3604	2321	2512	77.75	24	29.5	41	182	41
	72CY8420L3602R0	2429	2660	83.75	20	29.5	47	180	38
	72CY8420LOR3604	2429	2660	83.75	20	29.5	47	180	38
	72CY8424L3602R0	2545	2784	83.75	24	29.5	47	188	44
	72CY8424LOR3604	2545	2784	83.75	24	29.5	47	188	44

## DIMENSION KEY

W - width  
D - depth  
H - height

Dimensions are in inches and approximate. Contact Customer Service if dimensions are critical.

## CODE DESCRIPTION

L - left hand pedestal position  
R - right hand pedestal position  
0 - no pedestal  
4 - full height pedestal  
B - bookcase  
D - 2 file drawer  
F - 2 box, 1 file drawer  
Y - hinged modesty panel  
X - includes a modesty panel  
01 - lateral file pedestals  
02 - 1 file, 2 box, 1 lateral file pedestal  
04 - 2 box, 1 file, 1 lateral file pedestal

## STANDARD FINISHES

For a complete list of standard Laminates & HPL, please see page 642.

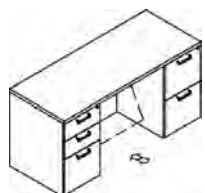
## GROMMETS

One grommet in standard position is optional at no charge. See page 645 for more power management information.



# ARTEMIS LAMINATE | CREDENZA

Description	Model	Laminate Top/Polymer Edge	HPL Top/Polymer Edge	W	D	H	KW	Shipping Weight	Cubic Feet
Double Pedestal Credenza with Hinged Laminate Modesty Panel	72CY60204LDRD	2031	2265	59.75	20	29.5	28.5	220	27.75
	72CY60204LDRF	2031	2265	59.75	20	29.5	28.5	220	27.75
	72CY60204LFRD	2031	2265	59.75	20	29.5	28.5	220	27.75
	72CY60204LFRF	2031	2265	59.75	20	29.5	28.5	220	27.75
	72CY60244LDRD	2150	2398	59.75	24	29.5	28.5	220	32
	72CY60244LDRF	2150	2398	59.75	24	29.5	28.5	220	32
	72CY60244LFRD*	2150	2398	59.75	24	29.5	28.5	220	32
	72CY60244LFRF	2150	2398	59.75	24	29.5	28.5	220	32
	72CY66204LDRD	2066	2304	65.75	20	29.5	34.5	228	30
	72CY66204LDRF	2066	2304	65.75	20	29.5	34.5	228	30
	72CY66204LFRD	2066	2304	65.75	20	29.5	34.5	228	30
	72CY66204LFRF	2066	2304	65.75	20	29.5	34.5	228	30
	72CY66244LDRD	2167	2417	65.75	24	29.5	34.5	228	35
	72CY66244LDRF	2167	2417	65.75	24	29.5	34.5	228	35
	72CY66244LFRD	2167	2417	65.75	24	29.5	34.5	228	35
	72CY66244LFRF	2167	2417	65.75	24	29.5	34.5	228	35
	72CY72204LDRD	2082	2321	71.75	20	29.5	40.5	228	32.75
	72CY72204LDRF	2082	2321	71.75	20	29.5	40.5	228	32.75
	72CY72204LFRD	2082	2321	71.75	20	29.5	40.5	228	32.75
	72CY72204LFRF	2082	2321	71.75	20	29.5	40.5	228	32.75
	72CY72244LDRD	2208	2464	71.75	24	29.5	40.5	236	38
	72CY72244LDRF	2208	2464	71.75	24	29.5	40.5	236	38
	72CY72244LFRD	2208	2464	71.75	24	29.5	40.5	236	38
	72CY72244LFRF	2208	2464	71.75	24	29.5	40.5	236	38
	72CY78204LDRD	2256	2516	77.75	20	29.5	46.5	234	35.5
	72CY78204LDRF	2256	2516	77.75	20	29.5	46.5	234	35.5
	72CY78204LFRD	2256	2516	77.75	20	29.5	46.5	234	35.5
	72CY78204LFRF	2256	2516	77.75	20	29.5	46.5	234	35.5
	72CY78244LDRD	2394	2672	77.75	24	29.5	46.5	242	41
	72CY78244LDRF	2394	2672	77.75	24	29.5	46.5	242	41
	72CY78244LFRD	2394	2672	77.75	24	29.5	46.5	242	41
	72CY78244LFRF	2394	2672	77.75	24	29.5	46.5	242	41
	72CY84204LDRD	2449	2733	83.75	20	29.5	52.5	240	38
	72CY84204LDRF	2449	2733	83.75	20	29.5	52.5	240	38
	72CY84204LFRD	2449	2733	83.75	20	29.5	52.5	240	38
	72CY84204LFRF	2449	2733	83.75	20	29.5	52.5	240	38
	72CY84244LDRD	2600	2900	83.75	24	29.5	52.5	248	44
	72CY84244LDRF	2600	2900	83.75	24	29.5	52.5	248	44
	72CY84244LFRD	2600	2900	83.75	24	29.5	52.5	248	44
	72CY84244LFRF	2600	2900	83.75	24	29.5	52.5	248	44



## ORDERING PROCEDURE

To order, please specify the following:

- 1) Krug product model number
- 2) Wood species and finish, see page 26
- 3) Wood edge detail- I,H, L or P, see page 264
- 4) Pull style, see page 265
- 5) Grommet location if applicable

\*Indicates model illustrated by line drawing.

## CODE DESCRIPTION

- L - left hand pedestal position
- R - right hand pedestal position
- 0 - no pedestal
- 4 - full height pedestal
- B - bookcase
- D - 2 file drawer
- F - 2 box, 1 file drawe
- Y - hinged modesty panel
- X - includes a modesty panel
- 01- lateral file pedest
- 02- 1 file, 2 box, 1 lateral file pedest
- 04- 2 box, 1 file, 1 lateral file pedest

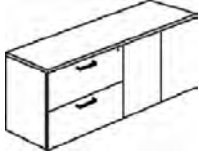
## STANDARD FINISHES

For a complete list of standard wood finishes please see page xx

## GROMMETS

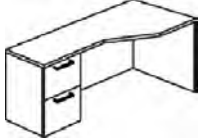
One grommet in standard position is optional at no charge. See page 645 for more power management information.

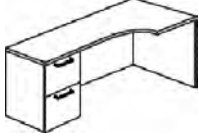
# ARTEMIS LAMINATE | CREDENZA

Description	Model	Laminate Top/Polymer Edge	HPL Top/Polymer Edge	W	D	H	KW	Shipping Weight	Cubic Feet
	72C7220LFRF	2366	2614	71.75	20	29.5		248	32.75
	72C7220LBRB	1788	1976	71.75	20	29.5		208	32.75
	72C7220LBRF	2077	2296	71.75	20	29.5		228	32.75
	72C7220LFRB*	2077	2296	71.75	20	29.5		228	32.75
	72C7224LFRF	2480	2740	71.75	24	29.5		256	38
	72C7224LBRB	1901	2100	71.75	24	29.5		224	38
	72C7224LBRF	2192	2422	71.75	24	29.5		236	38
	72C7224LFRB	2192	2422	71.75	24	29.5		236	38

### ORDERING NOTES:

Credenzas with bookcase pedestals have the option of pulls instead of the standard touch latch doors. To select this option, please change the prefix in the model number from "72" to "73" ie: 73C7220XLBR0. Please refer to page 645 for pull orientation below the worksurface. Locks are available on wood doors for an upcharge of \$116 list.

	Corner Credenza Single Pedestal with Fixed Laminate Modesty Panel	72CC7224XL4D*	1827	2231	71.75	24	29.5	32	192	38
		72CC7224XL4F	1827	2231	71.75	24	29.5	32	192	38
		72CC7224XR4D	1827	2231	71.75	24	29.5	32	192	38
		72CC7224XR4F	1827	2231	71.75	24	29.5	32	192	38
		72CC7824XL4D	1992	2432	77.75	24	29.5	38	200	41
		72CC7824XL4F	1992	2432	77.75	24	29.5	38	200	41
		72CC7824XR4D	1992	2432	77.75	24	29.5	38	200	41
		72CC7824XR4F	1992	2432	77.75	24	29.5	38	200	41
		72CC8424XL4D	2173	2630	83.75	24	29.5	44	208	44
		72CC8424XL4F	2173	2630	83.75	24	29.5	44	208	44
		72CC8424XR4D	2173	2630	83.75	24	29.5	44	208	44
		72CC8424XR4F	2173	2630	83.75	24	29.5	44	208	44

	Curved Corner Credenza Single Pedestal with Fixed Laminate Modesty Panel	72CCC7224XL4D	1827	2231	71.75	24	29.5	32	192	38
		72CCC7224XL4F*	1827	2231	71.75	24	29.5	32	192	38
		72CCC7224XR4D	1827	2231	71.75	24	29.5	32	192	38
		72CCC7224XR4F	1827	2231	71.75	24	29.5	32	192	38
		72CCC7824XL4D	1992	2432	77.75	24	29.5	38	200	41
		72CCC7824XL4F	1992	2432	77.75	24	29.5	38	200	41
		72CCC7824XR4D	1992	2432	77.75	24	29.5	38	200	41
		72CCC7824XR4F	1992	2432	77.75	24	29.5	38	200	41
		72CCC8424XL4D	2173	2630	83.75	24	29.5	44	208	44
		72CCC8424XL4F	2173	2630	83.75	24	29.5	44	208	44
		72CCC8424XR4D	2173	2630	83.75	24	29.5	44	208	44
		72CCC8424XR4F	2173	2630	83.75	24	29.5	44	208	44

### ORDERING NOTES:

Please note, these curved corner credenzas are not compatible with curved corner desks.

#### DIMENSION KEY

W - width  
D - depth  
H - height

Dimensions are in inches and approximate. Contact Customer Service if dimensions are critical.

#### CODE DESCRIPTION

L - left hand pedestal position  
R - right hand pedestal position  
0 - no pedestal  
4 - full height pedestal  
B - bookcase  
D - 2 file drawer  
F - 2 box, 1 file drawer  
Y - hinged modesty panel  
X - includes a modesty panel  
01 - lateral file pedestal  
02 - 1 file, 2 box, 1 lateral file pedestal  
04 - 2 box, 1 file, 1 lateral file pedestal

#### STANDARD FINISHES

For a complete list of standard Laminates & HPL, please see page 642.

#### GROMMETS


One grommet in standard position is optional at no charge. See page 645 for more power management information.

# ARTEMIS LAMINATE | OVERHEADS & TACKBOARDS

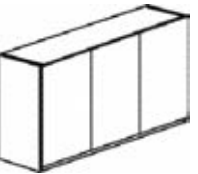
Description	Model	Laminate	W	D	H	Shipping Weight	Cubic Feet
Single Wall Mounted Overhead with Laminate Doors	72OHW361616	760	35.75	16	16	64	7
	72OHW421616	833	41.75	16	16	71	8.5
	72OHW481616*	919	47.75	16	16	82	9
	72OHW601616	1074	59.75	16	16	96	11.5
	72OHW661616	1134	65.75	16	16	102	12.75
	72OHW721616	1191	71.75	16	16	109	13.75



Single Wall Mounted Overhead with Frosted Glass Doors	72OHW361616X	1131	35.75	16	16	64	7
	72OHW421616X*	1242	41.75	16	16	71	8.5
	72OHW481616X	1399	47.75	16	16	82	9
	72OHW601616X	1678	59.75	16	16	96	11.5
	72OHW661616X	1743	65.75	16	16	102	12.75
	72OHW721616X	1833	71.75	16	16	109	13.75



Double Wall Mounted Overhead with Laminate Doors	72OHW361630	987	35.75	29.5	29.5	100	12
	72OHW421630	1082	41.75	29.5	29.5	112	14.5
	72OHW481630*	1195	47.75	29.5	29.5	130	16



Double Wall Mounted Overhead with Frosted Glass Doors	72OHW361630X	1535	35.75	29.5	29.5	100	12
	72OHW421630X*	1706	41.75	29.5	29.5	112	14.5
	72OHW481630X	1897	47.75	29.5	29.5	130	16



## ORDERING PROCEDURE

To order, please specify the following:

- 1) Krug product model number
- 2) Wood species and finish, see page 26
- 3) Wood edge detail- I,H, L or P, see page 264
- 4) Pull style, see page 265
- 5) Grommet location if applicable

\*Indicates model illustrated by line drawing.

## CODE DESCRIPTION

X- silver metallic framed frosted glass doors

## STANDARD FINISHES

For a complete list of standard wood finishes please see page xx

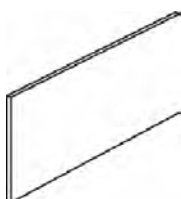
## GROMMETS

One grommet in standard position is optional at no charge. See page 645 for more power management information.

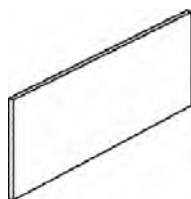
# ARTEMIS LAMINATE | TACKBOARDS

## FABRIC GRADES

Description	Model	1	2	3	4	5	6	7	8	9	W	H	COM	WT
Wall Mounted Tackboard for Overheads	72TBOHW3624	230	320	340	428	519	603	695	805	954	35.75	24	1.5	1.75
	72TBOHW4224	257	346	366	454	545	628	722	831	980	35.75	24	1.5	2.25
	72TBOHW4824*	286	354	371	467	559	640	740	851	1022	47.75	24	1.75	2.25
	72TBOHW6024	324	433	454	495	582	805	931	1057	1256	59.75	24	2	3
	72TBOHW6624	354	483	516	630	754	897	1020	1165	1388	65.75	24	2	3.25
	72TBOHW7224	390	597	622	826	1015	1027	1179	1346	1567	71.75	24	2.25	3.5



Wall Mounted Tackboard for Overhead Mounted 6" Higher than 5 Hi Storage	72TBOHW3630	288	321	353	404	527	643	759	882	1037	35.75	30	1.5	2.25
	72TBOHW4230	321	432	457	567	682	786	900	1062	1225	30	1.5	2.5	42.75
	72TBOHW4830*	359	444	464	583	700	802	923	1062	1278	30	1.75	3	47.75
	72TBOHW6030	406	541	567	706	850	1005	1164	1321	1570	30	2	3.5	59.75
	72TBOHW6630	444	604	646	503	944	1123	1275	1458	1736	65.75	30	2	4
	72TBOHW7230	487	747	779	1032	1268	1284	1473	1680	1959	71.75	30	2.25	4.5



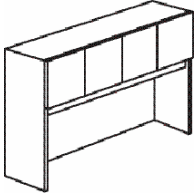
### DIMENSION KEY

W - width  
D - depth  
H - height

Dimensions are in inches and approximate.  
Contact Customer Service if dimensions are critical.

# ARTEMIS LAMINATE | HUTCHES

Description	Model	Laminate	W	D	H	KW	Shipping Weight	Cubic Feet
5 Hi Hutch with Laminate Doors	72HT661640	1886	65.75	15.75	39.5	23.5	181	28.5
	72HT721640	1962	71.75	15.75	39.5	23.5	193	31
	72HT781640*	2086	77.75	15.75	39.5	23.5	206	33.5
	72HT841640	2253	83.75	15.75	39.5	23.5	219	36



5 Hi Hutch with Frosted Glass Doors	72HT721640X	2575	71.75	15.75	39.5	23.5	193	31
	72HT781640X*	2824	77.75	15.75	39.5	23.5	208	33.5
	72HT841640X	3115	83.75	15.75	39.5	23.5	219	36



5 Hi Hutch with Frosted Glass Doors	72HTPM661640	2073	65.75	15.75	39.5	20.25	199	28.5
	72HTPM721640	2170	71.75	15.75	39.5	20.25	214	31
	72HTPM781640*	2331	77.75	15.75	39.5	20.25	228	33.5
	72HTPM841640	2527	83.75	15.75	39.5	20.25	242	36



5 Hi Hutch with Frosted Glass Doors	72HTPM661640X	2735	65.75	15.75	39.5	20.25	199	28.5
	72HTPM721640X	2833	71.75	15.75	39.5	20.25	214	31
	72HTPM781640X*	3120	77.75	15.75	39.5	20.25	228	33.5
	72HTPM841640X	3440	83.75	15.75	39.5	20.25	242	36



## ORDERING NOTES:

Tasklights and fabric grade 1 tackboards come standard with all hutches. To specify a Power/Data/Voice module with any hutch, please add a "W" at the end of the model number and a \$172 list upcharge. Pier hutches have and option of a pull on the pier door only. To select this option, change the model number from "72" to "73"; e.g. 73HTPR841640L11OHXR0.

## ORDERING PROCEDURE

To order, please specify the following:

- 1) Krug product model number
- 2) Wood species and finish, see page 26
- 3) Wood edge detail- I,H, L or P, see page 264
- 4) Pull style, see page 265
- 5) Grommet location if applicable

\*Indicates model illustrated by line drawing.

## CODE DESCRIPTION

X - silver metallic framed frosted glass doors  
 L - left handed position  
 R - right handed position  
 0 - no pier  
 11 - closed door Laminate pier  
 PM - paper manager


## STANDARD FINISHES


For a complete list of standard wood finishes please see page xx

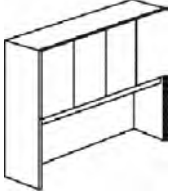
## GROMMETS

One grommet in standard position is optional at no charge. See page 645 for more power management information.

# ARTEMIS LAMINATE | HUTCHES

DESCRIPTION	MODEL	Laminate	W	D	H	KW	Shipping	
							Weight	Cubes
 5 Hi Hutch with Laminated Doors and Single Pier	72HTPR721640L11OHR0	2231	71.75	15.75	39.5	23.5	215	31
	72HTPR721640L0OHR11	2231	71.75	15.75	39.5	23.5	215	31
	72HTPR781640L11OHR0*	2363	77.75	15.75	39.5	23.5	233	33.5
	72HTPR781640L0OHR11	2363	77.75	15.75	39.5	23.5	233	33.5
	72HTPR841640L11OHR0	2554	83.75	15.75	39.5	23.5	251	36
	72HTPR841640L0OHR11	2554	83.75	15.75	39.5	23.5	251	36

 5 Hi Hutch with Frosted Glass Doors and Single Pier	72HTPR721640L11OHXR0	2893	71.75	15.75	39.5	23.5	215	31
	72HTPR721640L0OHXR11	2893	71.75	15.75	39.5	23.5	215	31
	72HTPR781640L11OHXR0*	3152	77.75	15.75	39.5	23.5	233	33.5
	72HTPR781640L0OHXR11	3152	77.75	15.75	39.5	23.5	233	33.5
	72HTPR841640L11OHXR0	3468	83.75	15.75	39.5	23.5	251	36
	72HTPR841640L0OHXR11	3468	83.75	15.75	39.5	23.5	251	36

 6 Hi Hutch with Laminated Doors	72HT661653	2026	65.75	15.75	53	23.5	250	37.75
	72HT721653	2126	71.75	15.75	53	23.5	268	41
	72HT781653*	2250	77.75	15.75	53	23.5	287	44.5
	72HT841653	2432	83.75	15.75	53	23.5	305	47.75

 6 Hi Hutch with Frosted Glass Doors	72HT661653X	2807	65.75	15.75	53	23.5	250	37.75
	72HT721653X	2912	71.75	15.75	53	23.5	268	41
	72HT781653X*	3198	77.75	15.75	53	23.5	287	44.5
	72HT841653X	3542	83.75	15.75	53	23.5	305	47.75

### ORDERING NOTES:

Tasklights and fabric grade 1 tackboards come standard with all hutches. To specify a Power/Data/Voice module with any hutch, please add a "W" at the end of the model number and a \$181 list upcharge. Pier hutches have an option of a pull on the pier door only. To select this option, change the model number from "72" to "73"; e.g. 73HTPR841640L11OHXR0.

### DIMENSION KEY

W - width  
D - depth  
H - height

Dimensions are in inches and approximate. Contact Customer Service if dimensions are critical.

### CODE DESCRIPTION

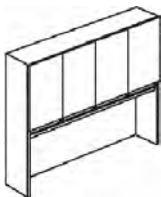
X - silver metallic framed frosted glass doors  
L - left handed position  
R - right handed position  
0 - no pier  
11 - closed door Laminate pier  
PM - paper manager

### STANDARD FINISHES

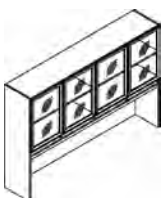
For a complete list of standard Laminates & HPL, please see page 642.

# ARTEMIS LAMINATE | HUTCHES

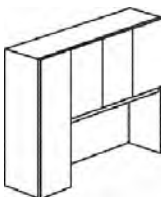
Description	Model	Laminate	W	D	H	KW	Shipping Weight	Cubic Feet
6 Hi Hutch with Laminate Doors and Paper Manager	72HTPM661653	2212	65.75	15.75	53	20.25	269	37.75
	72HTPM721653	2334	71.75	15.75	53	20.25	289	41
	72HTPM781653*	2496	77.75	15.75	53	20.25	298	44.5
	72HTPM841653	2706	83.75	15.75	53	20.25	328	47.75



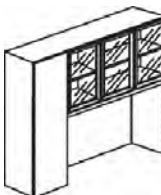
6 Hi Hutch with Frosted Glass Doors and Paper Manager	72HTPM661653X	3044	65.75	15.75	53	20.25	269	37.75
	72HTPM721653X	3170	71.75	15.75	53	20.25	289	41
	72HTPM781653X*	3493	77.75	15.75	53	20.25	298	44.5
	72HTPM841653X	3870	83.75	15.75	53	20.25	328	47.75



6 Hi Hutch with Laminate Doors and Single Pier	72HTPR721653L11OHR0	2436	71.75	15.75	53	23.5	294	41
	72HTPR721653LOOHR11	2436	71.75	15.75	53	20.25	294	41
	72HTPR781653L11OHR0*	2569	77.75	15.75	53	23.5	303	44.5
	72HTPR781653LOOHR11	2569	77.75	15.75	53	20.25	303	44.5
	72HTPR841653L11OHR0	2780	83.75	15.75	53	23.5	312	47.75
	72HTPR841653LOOHR11	2780	83.75	15.75	53	20.25	312	47.75



6 Hi Hutch with Frosted Glass Doors and Single Pier	72HTPR721653L11OHXR0	3273	71.75	15.75	53	23.5	294	41
	72HTPR721653LOOHR11	3273	71.75	15.75	53	23.5	294	41
	72HTPR781653L11OHXR0*	3567	77.75	15.75	53	23.5	303	44.5
	72HTPR781653LOOHR11	3567	77.75	15.75	53	23.5	303	44.5
	72HTPR841653L11OHXR0	3943	83.75	15.75	53	20.25	312	47.75
	72HTPR841653LOOHR11	3943	83.75	15.75	53	23.5	312	47.75



## ORDERING NOTES:

Tasklights and fabric grade 1 tackboards come standard with all hutches. To specify a Power/Data/Voice module with any hutch, please add a "W" at the end of the model number and a \$181 list upcharge. Pier hutches have an option of a pull on the pier door only. To select this option, change the model number from "72" to "73"; e.g. 73HTPR841640L11OHXR0.

## ORDERING PROCEDURE

To order, please specify the following:

- 1) Krug product model number
- 2) Wood species and finish, see page 26
- 3) Wood edge detail- I,H, L or P, see page 264
- 4) Pull style, see page 265
- 5) Grommet location if applicable

\*Indicates model illustrated by line drawing.

## CODE DESCRIPTION

X - silver metallic framed frosted glass doors  
 L - left handed position  
 R - right handed position  
 0 - no pier  
 11 - closed door Laminate pier  
 PM - paper manager

## STANDARD FINISHES

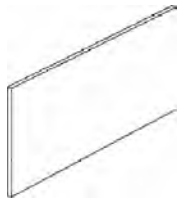
For a complete list of standard wood finishes please see page xx

## GROMMETS

One grommet in standard position is optional at no charge. See page 645 for more power management information.

# ARTEMIS LAMINATE | HUTCH TACKBOARD CHART & PAPER MANAGER

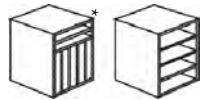
Description	Model	Fabric Grades								COM
		2	3	4	5	6	7	8	9	
Tackboard	66" hutch	132	285	418	558	695	826	960	1190	2
Upcharges for Standard Hutches	72" hutch	152	324	475	638	789	941	1095	1315	2.25
	78" hutch*	179	381	560	742	919	1100	1278	1525	2.5
	84" hutch	212	441	654	865	1077	1288	1497	1769	2.5
	72" single pier hutch	114	240	351	469	582	693	806	979	1.5
	78" single pier hutch	120	257	375	501	622	741	859	1057	1.75
	84" single pier hutch	125	271	398	532	662	786	914	1077	2



### ORDERING NOTES:

All hutches include a tackboard in Krug panel grade 1 fabric. Use this chart to find the upcharge for tackboard fabrics grades 2-9 and add it to the cost of the hutch. Only Krug panel fabrics are available on KrugExpress.

Description	Model	Laminate	W	D	H	Shipping Weight	Cubic Feet
Paper Manager with Open Shelves	72PM18122002	321	17	12.5	19.75	50	3
	72PM18122003*	338	17	12.5	19.75	50	3



### DIMENSION KEY

W - width  
D - depth  
H - height

Dimensions are in inches and approximate. Contact Customer Service if dimensions are critical.

### CODE DESCRIPTION

X - silver metallic framed frosted glass doors  
L - left handed position  
R - right handed position  
0 - no pier  
11 - closed door Laminate pier  
PM - paper manager

### STANDARD FINISHES

For a complete list of standard Laminates & HPL, please see page 642.

### GROMMETS

One grommet in standard position is optional at no charge. See page 645 for more power management information.



# ARTEMIS LAMINATE | PEDESTALS

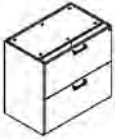
Description	Model	Laminate	W	D	H	Shipping Weight	Cubic Feet
Pedestal Desk Height, 2 Box, 1 File	72P16184F*	843	15.75	18.25	28.25	61	6.5
	72P16284F	955	15.75	27.5	28.25	66	9



Pedestal Desk Height, 2 File	72P16184D	833	15.75	18.25	28.25	61	6.5
	72P16284D*	943	15.75	27.5	28.25	66	9



Pedestal, Lateral File	72P301801*	1003	29.75	18.25	28.25	104	11.5
	72P361801	1160	35.75	18.25	28.25	112	13.5



Pedestal, 36" File/2 Box & Lateral File Combination	72P361802*	1217	35.75	18.25	28.25	112	13.5
---	------------	------	-------	-------	-------	-----	------



Pedestal, 36" File/2 Box & Lateral File Combination	72P361804*	1217	35.75	18.25	28.25	112	13.5
---	------------	------	-------	-------	-------	-----	------



## ORDERING PROCEDURE

To order, please specify the following:

- 1) Krug product model number
- 2) Wood species and finish, see page 26
- 3) Wood edge detail- I,H, L or P, see page 264
- 4) Pull style, see page 265
- 5) Grommet location if applicable

\*Indicates model illustrated by line drawing.

## CODE DESCRIPTION

PM - paper manager  
 D - 2 file drawer  
 F - 2 box, 1 file drawer  
 01 - lateral file  
 02 - 1 file, 2 box, 1 lateral file pedest  
 04 - 2 box, 1 file, 1 lateral file pedest

## STANDARD FINISHES

For a complete list of standard wood finishes please see page xx

## GROMMETS


One grommet in standard position is optional at no charge. See page 645 for more power management information.

# ARTEMIS LAMINATE | ACCESSORIES

Description	Model	Price	W	D	H	Shipping Weight	Cubic Feet
Articulating Keyboard Tray with Palm Rest and Mouse Pad	72KBAMT1912	314	27	20	7	20	20



Articulating Keyboard Tray with Palm Rest and Mouse Pad with Spacer and Stiffener Bars	72KBAMT1912S	368	27	20	8	20	20
--	--------------	-----	----	----	---	----	----



**ORDERING NOTES:**

This Articulating Keyboard is required on any item that has a stiffener bar. See below for specific items and sizes that use stiffener bars. Note that the vertical knee clearance will be reduced by 1-1/8".

**CASES THAT USE STIFFENER BARS:**

Arc, Bullet and J Desks	-84" and up.
Curved Corner Arc, Bullet and P Desks	-84" and up.
P Desks	-90" and up.
Arc, Bullet and J Returns	-72" and up.
Crescent Returns	-78" and up.
Desk Returns	-54" and up.
Table Desks	-60" and up.

Articulating Keyboard Tray with Palm Rest and Mouse Pad for Angled & Curved Units	72KBAMT1912X	326	27	24	7	20	20
---	--------------	-----	----	----	---	----	----



**ORDERING NOTES:**

Must be used on the curved area or the angled edge on the Corner Desks or Corner Credenzas.

**DIMENSION KEY**

W - width  
D - depth  
H - height

Dimensions are in inches and approximate. Contact Customer Service if dimensions are critical.

**CODE DESCRIPTION**

KBAMT - keyboard drawer with mouse tray  
PD - pencil drawer  
X - extended mechanism  
S - spacer

**STANDARD FINISHES**

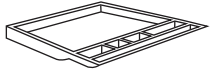
For a complete list of standard Laminates & HPL, please see page 642.

**GROMMETS**

One grommet in standard position is optional at no charge. See page 645 for more power management information.

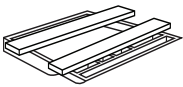
# ARTEMIS LAMINATE | ACCESSORIES & POWER/ DATA

Description	Model	Price	W	D	H	Shipping Weight	Cubic Feet
Pencil Drawer	72PD2119	225	21	21	2	2	1



**ORDERING NOTES:**  
Pencil drawer is black in color.

Pencil Drawer with Spacer	72PD2119S	252	21	21	3	2	1
---------------------------	-----------	-----	----	----	---	---	---



**ORDERING NOTES:**  
This pencil drawer is required on any item that has a stiffener bar.

Power Port, 2-RJ45's, Category 5/6	72POWERPORT1	303	-	4	2	-	-
------------------------------------	--------------	-----	---	---	---	---	---



**Port Includes: 2 simplex, 1 utility, 2 RJ45's, category 5/6, horizontal cable management.**

**ORDERING NOTES:**  
PowerPorts are shipped installed into worksurfaces. Please note the required location for each worksurface on your order, e.g. 1 PowerPort, location C. Please see page 645 for locations. Powerbar electrical cord is 9.5' long.

Power Port , RJ11/RJ45	72POWERPORT3	303	-	4	2	-	-
------------------------	--------------	-----	---	---	---	---	---



**Port Includes: 2 simplex, 1 utility, 2 RJ45's, category 5/6, horizontal cable management.**

**ORDERING NOTES:**  
PowerPorts are shipped installed into worksurfaces. Please note the required location for each worksurface on your order, e.g. 1 PowerPort, location C. Please see page 645 for locations. Powerbar electrical cord is 9.5' long.

## ORDERING PROCEDURE

To order, please specify the following:

- 1) Krug product model number
- 2) Wood species and finish, see page 26
- 3) Wood edge detail- I,H, L or P, see page 264
- 4) Pull style, see page 265
- 5) Grommet location if applicable

\*Indicates model illustrated by line drawing.

## CODE DESCRIPTION

KBAMT - keyboard drawer with mouse tray  
 PD - pencil drawer  
 X - extended mechanism  
 S - spacer

## STANDARD FINISHES

For a complete list of standard wood finishes please see page xx

## GROMMETS

One grommet in standard position is optional at no charge. See page 645 for more power management information.

# ARTEMIS LAMINATE | POWER/ DATA/ WIRE MANAGEMENT

Description	Model	Laminate Top/Polymer Edge	W	D	H	KW	Shipping Weight	Cubic Feet
Power Port, 2 USB Charging	72POWERPORT4	315	-	4	2		-	-



Port Includes: 2 simplex, 1 utility, 2 USB charging ports, horizontal cable management.

**ORDERING NOTES:**

PowerPorts are shipped installed into worksurfaces. Please note the required location for each worksurface on your order, e.g. 1 PowerPort, location C. Please see page 645 for locations.

Powerbar electrical cord is 9.5' long.

Port	72PORT	110	-	4	2		-	-
------	--------	-----	---	---	---	--	---	---



Power Data Module	72PDVM	182						
-------------------	--------	-----	--	--	--	--	--	--



Wire Management Trough	72WM72	120						
------------------------	--------	-----	--	--	--	--	--	--



Velcro Wire Management	72WM4	33						
------------------------	-------	----	--	--	--	--	--	--



**DIMENSION KEY**

W - width  
D - depth  
H - height

Dimensions are in inches and approximate. Contact Customer Service if dimensions are critical.

**CODE DESCRIPTION**

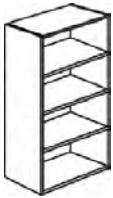
KBAMT - keyboard drawer with mouse tray  
PD - pencil drawer  
X - extended mechanism  
S - spacer

# ARTEMIS LAMINATE | BOOKCASES

Description	Model	Laminate	W	D	H	Shipping Weight	Cubic Feet
2 Hi Bookcase Open Shelves	72BC301629*	685	29.75	15.75	29.5	48	10
	72BC361629	819	35.75	15.75	29.5	56	12



4 Hi Bookcase Open Shelves	72BC301655*	992	29.75	15.75	55.25	64	18.25
	72BC361655	1106	35.75	15.75	55.25	72	21.75



5 Hi Bookcase Open Shelves	72BC301669*	1037	29.75	15.75	69	100	22.75
	72BC361669	1150	35.75	15.75	69	112	27



## ORDERING PROCEDURE

To order, please specify the following:

- 1) Krug product model number
- 2) Wood species and finish, see page 26
- 3) Wood edge detail- I,H, L or P, see page 264
- 4) Pull style, see page 265
- 5) Grommet location if applicable

\*Indicates model illustrated by line drawing.

## CODE DESCRIPTION

ST - storage unit  
 BC - bookcase  
 WR - wardrobe  
 L - door hinged left  
 R - door hinged right  
 X - silver metallic framed frosted glass doors

## STANDARD FINISHES

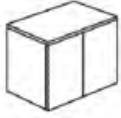
For a complete list of standard wood finishes please see page xx

## GROMMETS

One grommet in standard position is optional at no charge. See page 645 for more power management information.

# ARTEMIS LAMINATE | STORAGE

Description	Model	Laminate Top/Polymer Edge	HPL Top/Polymer Edge	W	D	H	Shipping Weight	Cubic Feet
2 Hi Storage Unit	72ST36202911	1086	1194	35.75	20	29.5	104	14.75
Closed Bookcase	72ST36242911*	1141	1254	35.75	24	29.5	108	17.5



2 Hi Storage Unit	72ST36202901	1579	1736	35.75	20	29.5	116	14.75
Lateral File	72ST36242901*	1632	1795	35.75	24	29.5	120	17.5



4 Hi Storage Unit	72ST36205501	2318		35.75	20	55.25	176	27
Lateral File	72ST36245501*	2449		35.75	24	55.25	196	32



5 Hi Storage Unit	72ST19246911L	1235		18.75	24	69	132	21.75
Closed Shelves	72ST19246911R*	1235		18.75	24	69	132	21.75



5 Hi Storage Unit 2	72ST19246990	1418		18.75	24	69	132	21.75
File, 3 Open Shelves								



## ORDERING NOTES:

Storage Units have the option of pulls instead of the standard touch latch doors. To select this option, please change the prefix in the model number from "72" to "73" ie: 73ST19246991L. Please refer to page 645 for pull orientation above and below the worksurface height. Locks are available on Laminate doors for an upcharge of \$116 list.

### DIMENSION KEY

W - width  
D - depth  
H - height

Dimensions are in inches and approximate. Contact Customer Service if dimensions are critical.

### CODE DESCRIPTION

ST - storage unit  
BC - bookcase  
WR - wardrobe  
L - door hinged left  
R - door hinged right  
X - silver metallic framed frosted glass doors

### STANDARD FINISHES

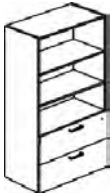
For a complete list of standard Laminates & HPL, please see page 642.

# ARTEMIS LAMINATE | STORAGE

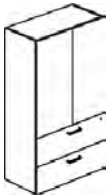
Description	Model	Laminate	W	D	H	Shipping Weight	Cubic Feet
5 Hi Storage Unit 2 File, 3 Closed Shelves	72ST19246991L 72ST19246991R*	1569 1569	18.75 18.75	24 24	69 69	132 132	21.75 21.75



5 Hi Storage Unit 2 Lateral File, 3 Open Shelves	72ST36246903* 72ST36206903	2037 1797	35.75 35.75	24 20	69 69	188 180	39.75 33.5
--	-------------------------------	--------------	----------------	----------	----------	------------	---------------



5 Hi Storage Unit 2 Lateral File, 3 Open Shelves	72ST36206904* 72ST36246904	1974 2216	35.75 35.75	20 24	69 69	192 200	33.5 39.75
--	-------------------------------	--------------	----------------	----------	----------	------------	---------------




### ORDERING NOTES:

Storage Units have the option of pulls instead of the standard touch latch doors. To select this option, please change the prefix in the model number from "72" to "73" ie: 73ST19246991L. Please refer to page 645 for pull orientation above and below the worksurface height. Locks are available on Laminate doors for an upcharge of \$116 list.

### BOOKCASES:

Shelves are adjustable in 1.25" increments.

5 Hi Storage Unit 2 Lateral File, 3 Closed Shelves with Frosted Glass Doors	72ST36206904X* 72ST36246904X	2747 2986	35.75 35.75	20 24	69 69	192 200	33.5 39.75
--	---------------------------------	--------------	----------------	----------	----------	------------	---------------



### ORDERING NOTES:

Please note that glass doors are not available with the pull option or lock option.

### ORDERING PROCEDURE

To order, please specify the following:

- 1) Krug product model number
- 2) Wood species and finish, see page 26
- 3) Wood edge detail- I,H, L or P, see page 264
- 4) Pull style, see page 265
- 5) Grommet location if applicable

\*Indicates model illustrated by line drawing.

### CODE DESCRIPTION

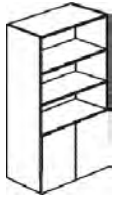
ST - storage unit  
 BC - bookcase  
 WR - wardrobe  
 L - door hinged left  
 R - door hinged right  
 X - silver metallic framed frosted glass doors

### STANDARD FINISHES

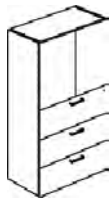
For a complete list of standard wood finishes please see page xx

# ARTEMIS LAMINATE | STORAGE

Description	Model	Laminate	W	D	H	Shipping Weight	Cubic Feet
5 Hi Storage Unit 2 Closed, 3 Open Shelves	72ST36206913	1508	35.75	20	69	104	33.5
	72ST36246913*	1747	35.75	24	69	116	39.75



5 Hi Storage Unit 3 Lateral File, 2 Closed Shelves	72ST36246908	2561	35.75	24	69	192	39.75
--	--------------	------	-------	----	----	-----	-------



6 Hi Storage Unit Closed Shelves	72ST19248311L	1297	18.75	24	82.75	160	26
	72ST19248311R*	1297	18.75	24	82.75	160	26



## ORDERING NOTES:

Storage Units have the option of pulls instead of the standard touch latch doors. To select this option, please change the prefix in the model number from "72" to "73" ie: 73ST19246991L. Please refer to page 645 for pull orientation above and below the worksurface height. Locks are available on Laminate doors for an upcharge of \$116 list.

### DIMENSION KEY

W - width  
D - depth  
H - height

Dimensions are in inches and approximate.  
Contact Customer Service if dimensions are critical.

### CODE DESCRIPTION

ST - storage unit  
BC - bookcase  
WR - wardrobe  
L - door hinged left  
R - door hinged right  
X - silver metallic framed frosted glass doors


### STANDARD FINISHES

For a complete list of standard Laminates & HPL, please see page 642.



# ARTEMIS LAMINATE | BOOKCASES & STORAGE

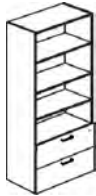
Description	Model	Laminate	W	D	H	Shipping Weight	Cubic Feet
6 Hi Storage Unit 2 File, 4 Open Shelves	72ST19248390	1481	18.75	24	82.75	160	26



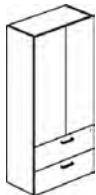
6 Hi Storage Unit	72ST19248391L	1632	18.75	24	82.75	160	26
2 File, 4 Closed Shelves	72ST19248391R*	1632	18.75	24	82.75	160	26



6 Hi Storage Unit	72ST36208303*	1874	35.75	20	82.75	216	40
2 Lateral File, 4 Open Shelves	72ST36248303	2118	35.75	24	82.75	224	47.5



6 Hi Storage Unit	72ST36208304*	2082	35.75	20	82.75	220	40
2 Lateral File, 4 Closed Shelves	72ST36248304	2297	35.75	24	82.75	228	47.5



## ORDERING NOTES:

Storage Units have the option of pulls instead of the standard touch latch doors. To select this option, please change the prefix in the model number from "72" to "73" ie: 73ST19246991L. Please refer to page 645 for pull orientation above and below the worksurface height. Locks are available on Laminate doors for an upcharge of \$116 list.

### ORDERING PROCEDURE

To order, please specify the following:

- 1) Krug product model number
- 2) Wood species and finish, see page 26
- 3) Wood edge detail- I,H, L or P, see page 264
- 4) Pull style, see page 265
- 5) Grommet location if applicable

\*Indicates model illustrated by line drawing.

### CODE DESCRIPTION

ST - storage unit  
 BC - bookcase  
 WR - wardrobe  
 L - door hinged left  
 R - door hinged right  
 X - silver metallic framed frosted glass doors

### STANDARD FINISHES

For a complete list of standard wood finishes please see page xx

# ARTEMIS LAMINATE | BOOKCASES & STORAGE

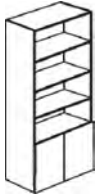
Description	Model	Laminate	W	D	H	Shipping Weight	Cubic Feet
6 Hi Storage Unit	72ST36208304X*	2931	35.75	20	82.75	220	40
2 Lateral File, 4 Closed Shelves with Frosted Glass Doors	72ST36248304X	3176	35.75	24	82.75	228	40



**ORDERING NOTES:**

Please note that glass doors are not available with the pull option or lock option.

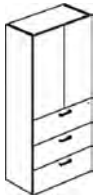
6 Hi Storage Unit 2 Closed, 4 Open Shelves	72ST36208313*	1584	35.75	20	82.75	200	40
	72ST36248313	1829	35.75	24	82.75	208	40



**ORDERING NOTES:**

Storage Units have the option of pulls instead of the standard touch latch doors. To select this option, please change the prefix in the model number from "72" to "73" ie: 73ST19246991L. Please refer to page 642 for pull orientation above and below the worksurface height. Locks are available on Laminate doors for an upcharge of \$116 list.

6 Hi Storage Unit 3 Lateral File, 3 Closed Shelves	72ST36248308	2644	35.75	24	82.75	220	40
--	--------------	------	-------	----	-------	-----	----



**ORDERING NOTES:**

Storage Units have the option of pulls instead of the standard touch latch doors. To select this option, please change the prefix in the model number from "72" to "73" ie: 73ST19246991L. Please refer to page 645 for pull orientation above and below the worksurface height. Locks are available on Laminate doors for an upcharge of \$116 list.

**DIMENSION KEY**

W - width  
D - depth  
H - height

Dimensions are in inches and approximate. Contact Customer Service if dimensions are critical.

**CODE DESCRIPTION**

ST - storage unit  
BC - bookcase  
WR - wardrobe  
L - door hinged left  
R - door hinged right  
X - silver metallic framed frosted glass doors

**STANDARD FINISHES**

For a complete list of standard Laminates & HPL, please see page 642.

# ARTEMIS LAMINATE | WARDROBES

Description	Model	Laminate	W	D	H	Shipping Weight	Cubic Feet
5 Hi Wardrobe with Closed Shelves	72WR36246901	1906	35.75	24	69	164	39.75
	72WR36246903*	1906	35.75	24	69	164	39.75



**ORDERING NOTES:**

01 - indicates closed left shelves and closed right wardrobe.  
 03 - indicates closed right shelves and closed left wardrobe.

5 Hi Full Width Wardrobe	72WR36246902	1847	35.75	24	69	135	39.75
--------------------------	--------------	------	-------	----	----	-----	-------



**ORDERING NOTES:**

Storage units have the option of pulls instead of the standard touch latch doors. To select this option, please change the prefix in the model number from "72" to "73" ie: 73WR36246901. Please refer to page 645 for pull orientation above and below the worksurface. Locks are available on Laminate doors for an upcharge of \$116 list.

**ORDERING PROCEDURE**

To order, please specify the following:

- 1) Krug product model number
- 2) Wood species and finish, see page 26
- 3) Wood edge detail- I,H, L or P, see page 264
- 4) Pull style, see page 265
- 5) Grommet location if applicable

\*Indicates model illustrated by line drawing.




**CODE DESCRIPTION**

- ST - storage unit
- BC - bookcase
- WR - wardrobe
- L - door hinged left
- R - door hinged right
- X - silver metallic framed frosted glass doors

**STANDARD FINISHES**

For a complete list of standard wood finishes please see page xx

# ARTEMIS LAMINATE | MODULAR TOPS & MEETING TABLES

Description	Model	Laminate Top/Polymer Edge	HPL Top/Polymer Edge	W	D	H	Shipping Weight	Cubic Feet	
	72TP6620	277	424	66	20	1.13	43	2.75	
	72TP6624	318	487	66	24	1.13	50	3	
	72TP6630	376	578	66	30	1.13	64	4	
	72TP7220	312	478	72	20	1.13	44	3	
	72TP7224*	353	542	72	24	1.13	55	3.5	
	72TP7230	423	647	72	30	1.13	65	4	
	72TP7820	348	535	78	20	1.13	46	3	
	72TP7824	395	607	78	24	1.13	58	3.75	
72TP7830	474	726	78	30	1.13	75	4.75		
	72TPR4220L	225	331	42	20	1.13	28	1.75	
	72TPR4220R	225	331	42	20	1.13	28	1.75	
	72TPR4224L	249	362	42	24	1.13	28	1.75	
	72TPR4224R	249	362	42	24	1.13	28	1.75	
	72TPR4820L*	244	360	48	20	1.13	31	2	
	72TPR4820R	244	360	48	20	1.13	31	2	
	72TPR4824L	271	399	48	24	1.13	31	2	
	72TPR4824R	271	399	48	24	1.13	31	2	
	Round Meeting Tables with Square Base	72053629WM*	1034	1218	36	36	29.35	50	5.75
		72054229WM	1184	1419	42	42	29.35	62	7.5
		72054829WM	1277	1532	48	48	29.35	80	9.5

## DIMENSION KEY

W - width  
D - depth  
H - height

Dimensions are in inches and approximate.  
Contact Customer Service if dimensions are critical.

## CODE DESCRIPTION

L - left hand position  
R - right hand position  
4 - full height pedestal  
WM- wire management


## STANDARD FINISHES

For a complete list of standard Laminates & HPL, please see page 642.

## GROMMETS

One grommet in standard position is optional at no charge. See page 645 for more power management information.

# ARTEMIS LAMINATE | MODULAR & KNOCK DOWN COMPONENTS

Description	Model	Laminate	W	D	H	Shipping Weight	Cubic Feet
	72LB2029L	361	16	20	28	55	2
	72LB2029R	361	16	20	28	55	2
	72LB2429L*	389	16	24	28	60	3
	72LB2429R*	389	16	24	28	60	3
	72LB3029L	417	16	30	28	70	3.5
	72LB3029R	417	16	30	28	70	3.5

Half Gable Desk Height	72HG0829	110	8	1.12	28	8	1.5
	72HG1229	116	12	1.12	28	8	1.5



Panel Leg	72LG1429P6	248	12	1.12	28	8	1.5
-----------	------------	-----	----	------	----	---	-----



Modular Laminate	72PFB16204F	935	15.75	20	28	61	6.5
Pedestals with Finish Back	72PFB16204D	923	15.75	20	28	59	6.5
	72PFB16244F*	1026	15.75	24	28	72	6.5
	72PFB16244D	1015	15.75	24	28	70	6.5
	72PFB16304F	1117	15.75	30	28	83	9.5
	72PFB16304D	1107	15.75	30	28	78	9.5



## ORDERING NOTES:

Artemis Laminate includes a range of standard components for creating modular and reconfigurable units that are non-handed, and adaptable to changing needs. Non standard modular components can also be specified. In addition, a number of the desk, credenza and return models in this price list can be quoted and ordered as modular components. Please contact Customer Service for assistance in specifying and pricing modular components.

## ORDERING PROCEDURE

To order, please specify the following:

- 1) Krug product model number
- 2) Wood species and finish, see page 26
- 3) Wood edge detail- I,H, L or P, see page 264
- 4) Pull style, see page 265
- 5) Grommet location if applicable

\*Indicates model illustrated by line drawing.

## CODE DESCRIPTION

L - left hand position  
 R - right hand position  
 4 - full height pedestal  
 D - 2 file drawer  
 F - 2 box, 1 file drawe  
 P6- panel leg  
 WM- wire management

## STANDARD FINISHES

For a complete list of standard wood finishes please see page xx

# ARTEMIS LAMINATE | MODULAR

Description	Model	Laminate	HPL Top/Polymer Edge	W	D	H	KW	Shipping Weight	Cubic Feet
Mobile Pedestal	72MP161927F*	900	990	15.75	18.5	26.75		82	6.5
	72MP161927D	891	979	15.75	18.5	26.75		82	6.5



Laminate Modesty Panel	72MP66*	276		0.75	42.75	28		26	4.5
	72MP72	300		0.75	48.75	28		30	5
	72MP78	326		0.75	54.75	28		30	5



**DIMENSION KEY**

W - width  
D - depth  
H - height

Dimensions are in inches and approximate. Contact Customer Service if dimensions are critical.

**CODE DESCRIPTION**

L - left hand position  
R - right hand position  
4 - full height pedestal  
D - 2 file drawer  
F - 2 box, 1 file drawe  
P6- panel leg  
WM- wire management

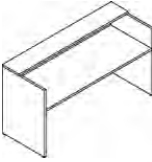
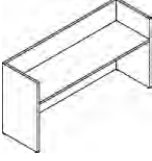
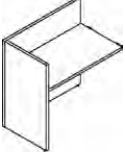
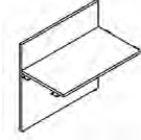

**STANDARD FINISHES**

For a complete list of standard Laminates & HPL, please see page 642.

**GROMMETS**

One grommet in standard position is optional at no charge. See page 645 for more power management information.

# ARTEMIS LAMINATE | RECEPTION

Description	Model	Laminate	HPL Top/Polymer Edge	W	D	H	Shipping Weight	Cubic Feet
 Gallery Reception Desk Shell	72GSD7230	1270	1590	71.75	30	42	216	65
	72GSD7830*	1460	1812	77.75	30	42	229	68
	72GSD8430	1511	1893	83.75	30	42	241	75.5
	72GSD9630	1611	2034	95.75	30	42	265	85.5
 Gallery Reception Credenza Shell	72GSC7224	1098	1292	71.75	24	42	197	53.75
	72GSC7824*	1263	1487	77.75	24	42	209	58
	72GSC8424	1310	1544	83.75	24	42	221	62
	72GSC9624	1395	1701	95.75	24	42	244	70.5
 Gallery Reception Return Shell	72GSRH4224L*	761	889	41.75	24	42	118	32.5
	72GSRH4224R	761	889	41.75	24	42	118	32.5
	72GSRH4824L	813	950	47.75	24	42	128	36.75
	72GSRH4824R	813	950	47.75	24	42	128	36.75
 Gallery Reception Linking Unit	72GLU4224H*	557	669	41.75	24	24	76	32.5
	72GLU4824H	636	770	47.75	24	24	87	36.75
 Modular Tops for Metal Pedestals	MTL72TP6120	245	370	61	20	1.13	42	2.5
	MTL72TP6124	283	427	61	24	1.13	54	2.5
	MTL72TP6620	277	420	66	20	1.13	43	2.5
	MTL72TP6624	318	479	66	24	1.13	50	2.5
	MTL72TP6630	376	569	66	20	1.13	64	3.5
	MTL72TP7220	312	472	72	24	1.13	44	2.75
	MTL72TP7224*	353	533	72	20	1.13	55	3
	MTL72TP7230	423	648	72	24	1.13	65	3.75

## ORDERING NOTES:

Artemis Laminate includes a range of standard components for creating modular and reconfigurable units that are non-handed, and adaptable to changing needs. Non standard modular components can also be specified. In addition, a number of the desk, credenza and return models in this price list can be quoted and ordered as modular components. Please contact Customer Service for assistance in specifying and pricing modular components..

## ORDERING PROCEDURE

To order, please specify the following:

- 1) Krug product model number
- 2) Wood species and finish, see page 26
- 3) Wood edge detail- I,H, L or P, see page 264
- 4) Pull style, see page 265
- 5) Grommet location if applicable

\*Indicates model illustrated by line drawing.

## CODE DESCRIPTION

L - left hand position  
 R - right hand position  
 4 - full height pedestal  
 D - 2 file drawer  
 F - 2 box, 1 file drawe  
 P6- panel leg  
 WM- wire management

## STANDARD FINISHES

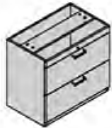
For a complete list of standard wood finishes please see page xx

# ARTEMIS LAMINATE | METAL MODULAR COMPONENTS

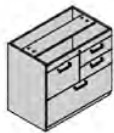
Description	Model	Price	W	D	H	Shipping Weight	Cubic Feet
Metal Pedestal Desk	MTL72P15184F*	668	15.25	22	27.75	53	7.2
Height 2 Box/1 File	MTL72P15184D	622	15.25	18	27.75	51	7.2
& File/File	MTL72P15224F	784	15.25	22	27.75	70	10.6
	MTL72P15224D	740	15.25	18	27.75	70	10.6



Metal Pedestal 2 Hi Lateral File	MTL72P30182801	1064	36	18.25	27.75	101	11.8
----------------------------------	----------------	------	----	-------	-------	-----	------



Metal Pedestal File/2 Box & Lateral File Combination	MTL72P30182802	1195	36	18.25	27.75	105	11.8
--	----------------	------	----	-------	-------	-----	------



Metal Pedestal 2 Box/ File & Lateral File Combination	MTL72P30182804	1141	36	18.25	27.75	95	11.8
---	----------------	------	----	-------	-------	----	------



Metal Mobile Pedestal	MTL72MP1519227F	784	15.25	19	27	54	7
-----------------------	-----------------	-----	-------	----	----	----	---



## DIMENSION KEY

W - width  
D - depth  
H - height

Dimensions are in inches and approximate. Contact Customer Service if dimensions are critical.

## CODE DESCRIPTION

MTL- metal components  
4 - full height pedestal  
D - 2 file drawer  
01 - lateral file drawer

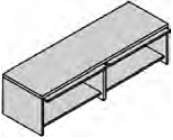
## STANDARD FINISHES

For a complete list of standard Laminates & HPL, please see page 642.



# ARTEMIS LAMINATE | METAL MODULAR COMPONENTS


Description	Model	Price	W	D	H	Shipping Weight	Cubic Feet
Single Metal Wall Mounted Overhead With Flipper Doors	MTL72OF361315	546	36	13.25	15	34	2.1
	MTL72OF421315	567	42	13.25	15	39	2.6
	MTL72OF481315	612	48	13.25	15	43	2.6
	MTL72OF601315*	724	60	13.25	15	54	3.2



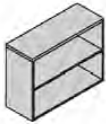
2 Hi Lateral File	MTL72ST36182801	1323	36	18.25	27.75	108	14
-------------------	-----------------	------	----	-------	-------	-----	----



Metal Pedestal File/2 Box & Lateral File Combination	MTL72ST36182811	1194	36	18.25	27.75	101	14
--	-----------------	------	----	-------	-------	-----	----



Metal Pedestal 2 Box/ File & Lateral File Combination	MTL72BC361328	861	36	13.5	27.75	67	11.3
---	---------------	-----	----	------	-------	----	------



Metal Mobile Pedestal	MTL72ST36185201	2096	36	18.25	51.5	192	25.2
-----------------------	-----------------	------	----	-------	------	-----	------



## DIMENSION KEY

W - width  
D - depth  
H - height

Dimensions are in inches and approximate. Contact Customer Service if dimensions are critical.

## CODE DESCRIPTION

MTL- metal components  
4 - full height pedestal  
D - 2 file drawer  
01 - lateral file drawer

## COLORS AVAILABLE

Silver Metallic  
Additional Colors are available upon request.


# ARTEMIS LAMINATE | METAL MODULAR COMPONENTS

Description	Model	Price	W	D	H	Shipping Weight	Cubic Feet
-------------	-------	-------	---	---	---	-----------------	------------

4 Hi Storage Closed	MTL72ST36185211	1834	36	18.25	51.5	148	25.2
---------------------	-----------------	------	----	-------	------	-----	------



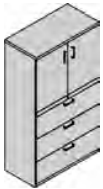
4 Hi Bookcase Open Shelves	MTL72BC361352	1071	36	13.5	51.5	90	14.2
----------------------------	---------------	------	----	------	------	----	------



5 Hi Bookcase Open Shelves	MTL72BC361366	1281	36	13.5	66	118	25.3
----------------------------	---------------	------	----	------	----	-----	------



5 Hi Storage-3 Lateral File, 2 Closed	MTL72ST36186608	2692	36	18.25	66	212	30.8
---------------------------------------	-----------------	------	----	-------	----	-----	------



5 Hi Storage-2 Lateral File, 3 Closed	MTL72ST36186604	2536	36	18.25	66	203	30.8
---------------------------------------	-----------------	------	----	-------	----	-----	------



## DIMENSION KEY

W - width  
D - depth  
H - height

Dimensions are in inches and approximate.  
Contact Customer Service if dimensions are critical.

## CODE DESCRIPTION

MTL- metal components  
4 - full height pedestal  
D - 2 file drawer  
01 - lateral file drawer

## COLORS AVAILABLE

Silver Metallic  
Additional Colors are available upon request.

# ARTEMIS LAMINATE | METAL MODULAR COMPONENTS

Description	Model	Laminate	W	D	H	Shipping Weight	Cubic Feet
5 Hi Storage- Closed	MTL72ST36186611	2156	36	18.25	66	172	31



5 Hi- 2 File/3 Closed, Shelves/Wardrobe	MTL72WR24246610	2313	23.5	23.5	66	193	25.7
---	-----------------	------	------	------	----	-----	------



**ORDERING NOTES:**

- (10) - indicates closed right wardrobe, 3 closed left shelves, 2 file drawers
- (11) - indicates closed left wardrobe, 3 closed right shelves, 2 file drawers

5 Hi- Wardrobe, 2 File/3 Closed Shelves	MTL72WR24246611	2313	23.5	23.5	66	193	25.7
---	-----------------	------	------	------	----	-----	------



**ORDERING NOTES:**

- (10) - indicates closed right wardrobe, 3 closed left shelves, 2 file drawers
- (11) - indicates closed left wardrobe, 3 closed right shelves, 2 file drawers

**ORDERING PROCEDURE**

To order, please specify the following:

- 1) Krug product model number
- 2) Wood species and finish, see page 26
- 3) Wood edge detail- I,H, L or P, see page 264
- 4) Pull style, see page 265
- 5) Grommet location if applicable

\*Indicates model illustrated by line drawing.

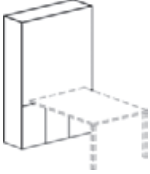
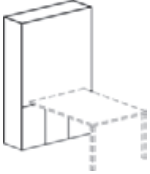
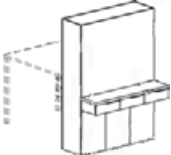
**CODE DESCRIPTION**

MTL- metal components  
 4 - full height pedestal  
 D - 2 file drawer  
 01 - lateral file drawer

**COLORS AVAILABLE**

Silver Metallic  
 Additional Colors are available upon request.

# ARTEMIS LAMINATE | MEDIA WALL

Description	Model	Laminate	W	D	H	Shipping Weight	Cubic Feet
1 TV Area, Unfinished Back 	72MW541269S14	1664	53.75	12	69	164	26
	72MW601269S14	1706	59.75	12	69	220	35
	72MW541269S16	1664	53.75	12	69	164	26
	72MW601269S16	1706	59.75	12	69	220	35
1 TV Area, Finished Back 	72MW541269S14FBB	2005	53.75	12	69	213	26
	72MW601269S14FBB	2060	59.75	12	69	285	35
	72MW541269S16FBB	2005	53.75	12	69	213	26
	72MW601269S16FBB	2060	59.75	12	69	285	35
1 TV Area, Finished Back with Drawers 	72MW541269S14FBB	3200	53.75	12	69	238	30
	72MW601269S14FBB	3763	59.75	12	69	318	41
	72MW541269S16FBB	3200	53.75	12	69	238	30
	72MW601269S16FBB	3763	59.75	12	69	318	41

## ORDERING NOTES:

Media Wall units are not stand alone cases. They must be used in conjunction with a Media Wall runoff top. Runoff tops and bases are sold separately, please see pages 710-713 for model numbers and pricing.

### DIMENSION KEY

W - width  
D - depth  
H - height

Dimensions are in inches and approximate.  
Contact Customer Service if dimensions are critical.




### CODE DESCRIPTION

S14 - use with desk height runoff  
S16 - use with bar height runoff  
FBB - finished back with drawer ban  
FB - finished bac

### STANDARD FINISHES

For a complete list of standard Laminates & HPL, please see page 642.

# ARTEMIS LAMINATE | MEDIA WALL DESK HEIGHT RUNOFFS

Description	Model	Laminate Top/Polymer Edge	HPL Top/Polymer Edge	W	D	H	Shipping Weight	Cubic Feet
 Rectangular Runoff Top	72MHR60364	670	1025	59.5	35.75	29.5	85	5
	72MHR60424	837	1281	59.5	41.75	29.5	98	6
	72MHR66364	697	1066	65.5	35.75	29.5	93	5.5
	72MHR66424	867	1327	65.5	41.75	29.5	106	6.5
	72MHR72364	746	1142	71.5	35.75	29.5	100	6
	72MHR72424	920	1409	71.5	41.75	29.5	115	7
	72MHR78364	876	1340	77.5	35.75	29.5	108	6.5
	72MHR78424	1054	1611	77.5	41.75	29.5	118	7.5
	72MHR84364	899	1375	83.5	35.75	29.5	115	7
	72MHR84424	1076	1646	83.5	41.75	29.5	135	8
	72MHR96364	947	1448	95.5	35.75	29.5	140	7.5
	72MHR96424	1124	1719	95.5	41.75	29.5	160	9
 Arc Runoff Top	72MHAR60364	699	1069	59.5	35.75	29.5	85	5
	72MHAR60424	866	1325	59.5	41.75	29.5	98	6
	72MHAR66364	726	1110	65.5	35.75	29.5	93	5.5
	72MHAR66424	896	1371	65.5	41.75	29.5	106	6.5
	72MHAR72364	775	1186	71.5	35.75	29.5	100	6
	72MHAR72424	949	1452	71.5	41.75	29.5	115	7
	72MHAR78364	905	1384	77.5	35.75	29.5	108	6.5
	72MHAR78424	1082	1655	77.5	41.75	29.5	118	7.5
	72MHAR84364	927	1418	83.5	35.75	29.5	115	7
	72MHAR84424	1105	1690	83.5	41.75	29.5	135	8
	72MHAR96364	975	1491	95.5	35.75	29.5	140	7.5
	72MHAR96424	1151	1761	95.5	41.75	29.5	160	9
 Bullet Runoff Top	72MHBR60364	699	1069	59.5	35.75	29.5	85	5
	72MHBR60424	866	1325	59.5	41.75	29.5	98	6
	72MHBR66364	726	1110	65.5	35.75	29.5	93	5.5
	72MHBR66424	896	1371	65.5	41.75	29.5	106	6.5
	72MHBR72364	775	1186	71.5	35.75	29.5	100	6
	72MHBR72424	949	1452	71.5	41.75	29.5	115	7
	72MHBR78364	905	1384	77.5	35.75	29.5	108	6.5
	72MHBR78424	1082	1655	77.5	41.75	29.5	118	7.5
	72MHBR84364	927	1418	83.5	35.75	29.5	115	7
	72MHBR84424	1105	1690	83.5	41.75	29.5	135	8
	72MHBR96364	975	1491	95.5	35.75	29.5	140	7.5
	72MHBR96424	1151	1761	95.5	41.75	29.5	160	9

## ORDERING NOTES:

Please see page 639 for power/data options. Please note that 2" Square Metal legs cannot be specified with the Bullet Runoff top.

## ORDERING PROCEDURE

To order, please specify the following:

- 1) Krug product model number
- 2) Wood species and finish, see page 26
- 3) Wood edge detail- I,H, L or P, see page 264
- 4) Pull style, see page 265
- 5) Grommet location if applicable

\*Indicates model illustrated by line drawing.




## CODE DESCRIPTION

- S1 - 1 TV area
- S2 - 2 TV areas
- WB - white board
- 11 - closed bookcase
- B - drawer bank
- 4 - use with desk height runoff
- 6 - use with bar height runoff

## STANDARD FINISHES

For a complete list of standard Laminates & HPL, please see page 643.

# ARTEMIS LAMINATE | MEDIA WALL BAR HEIGHT RUNOFFS

Description	Model	Laminate	HPL Top/Polymer Edge	W	D	H	Shipping Weight	Cubic Feet
 Visio Runoff Top	72MHVR6036-424	801	1225	59.5	35.75	29.5	98	6
	72MHVR6042-484	984	1506	59.5	41.75	29.5	110	6.5
	72MHVR6636-424	829	1268	65.5	35.75	29.5	106	6.5
	72MHVR6642-484	1020	1560	65.5	41.75	29.5	120	7
	72MHVR7236-424	877	1342	71.5	35.75	29.5	115	7
	72MHVR7242-484	1079	1651	71.5	41.75	29.5	130	7.5
	72MHVR7836-424	1000	1530	77.5	35.75	29.5	118	7.5
	72MHVR7842-484	1201	1837	77.5	41.75	29.5	145	8
	72MHVR8436-424	1022	1563	83.5	35.75	29.5	135	8
	72MHVR8442-484	1226	1875	83.5	41.75	29.5	155	9
	72MHVR9636-424	1029	1575	95.5	35.75	29.5	160	9
	72MHVR9662-484	1064	1628	95.5	41.75	29.5	175	10
 Rectangular Runoff	72MHR60366	670	1025	59.5	35.75	41.5	85	5
	72MHR60426	837	1281	59.5	41.75	41.5	98	6
	72MHR66366	697	1066	65.5	35.75	41.5	93	5.5
	72MHR66426	867	1327	65.5	41.75	41.5	106	6.5
	72MHR72366	746	1142	71.5	35.75	41.5	100	6
	72MHR72426	920	1409	71.5	41.75	41.5	115	7
	72MHR78366	876	1340	77.5	35.75	41.5	108	6.5
	72MHR78426	1054	1611	77.5	41.75	41.5	118	7.5
	72MHR84366	899	1375	83.5	35.75	41.5	115	7
	72MHR84426	1076	1646	83.5	41.75	41.5	135	8
	72MHR96366	947	1448	95.5	35.75	41.5	140	7.5
	72MHR96426	1124	1719	95.5	41.75	41.5	160	9
 Arc Runoff	72MHAR60366	699	1069	59.5	35.75	41.5	85	5
	72MHAR60426	866	1325	59.5	41.75	41.5	98	6
	72MHAR66366	726	1110	65.5	35.75	41.5	93	5.5
	72MHAR66426	896	1371	65.5	41.75	41.5	106	6.5
	72MHAR72366	775	1186	71.5	35.75	41.5	100	6
	72MHAR72426	949	1452	71.5	41.75	41.5	115	7
	72MHAR78366	905	1384	77.5	35.75	41.5	108	6.5
	72MHAR78426	1082	1655	77.5	41.75	41.5	118	7.5
	72MHAR84366	927	1418	83.5	35.75	41.5	115	7
	72MHAR84426	1105	1690	83.5	41.75	41.5	135	8
	72MHAR96366	975	1491	95.5	35.75	41.5	140	7.5
	72MHAR96426	1151	1761	95.5	41.75	41.5	160	9

## ORDERING NOTES:

Please see page 639 for power/data options.

### DIMENSION KEY

W - width  
D - depth  
H - height

Dimensions are in inches and approximate.  
Contact Customer Service if dimensions are critical.




### CODE DESCRIPTION

S1 - 1 TV area  
S2 - 2 TV areas  
WB - white board  
11 - closed bookcase  
B - drawer bank  
4 - use with desk height runoff  
6 - use with bar height runoff

### STANDARD FINISHES

For a complete list of standard Laminates & HPL, please see page 642.

# ARTEMIS LAMINATE | MEDIA WALL BAR HEIGHT RUNOFFS

Description	Model	Laminate Top/Polymer Edge	HPL Top/Polymer Edge	W	D	H	Shipping Weight	Cubic Feet	
	Bullet Runoff	72MHBR60366	699	1069	59.5	35.75	41.5	85	5
		72MHBR60426	866	1325	59.5	41.75	41.5	98	6
		72MHBR66366	726	1110	65.5	35.75	41.5	93	5.5
		72MHBR66426	896	1371	65.5	41.75	41.5	106	6.5
		72MHBR72366	775	1186	71.5	35.75	41.5	100	6
		72MHBR72426	949	1452	71.5	41.75	41.5	115	7
		72MHBR78366	905	1384	77.5	35.75	41.5	108	6.5
		72MHBR78426	1082	1655	77.5	41.75	41.5	118	7.5
		72MHBR84366	927	1418	83.5	35.75	41.5	115	7
		72MHBR84426	1105	1690	83.5	41.75	41.5	135	8
		72MHBR96366	975	1491	95.5	35.75	41.5	140	7.5
		72MHBR96426	1151	1761	95.5	41.75	41.5	160	9
		Visio Runoff	72MHVR6036-426	801	1225	59.5	35.75	41.5	98
		72MHVR6042-486	984	1506	59.5	41.75	41.5	110	6.5
		72MHVR6636-426	829	1268	65.5	35.75	41.5	106	6.5
		72MHVR6642-486	1020	1560	65.5	41.75	41.5	120	7
		72MHVR7236-426	877	1342	71.5	35.75	41.5	115	7
		72MHVR7242-486	1079	1651	71.5	41.75	41.5	130	7.5
		72MHVR7836-426	1000	1530	77.5	35.75	41.5	118	7.5
		72MHVR7842-486	1201	1837	77.5	41.75	41.5	145	8
		72MHVR8636-426	1022	1563	83.5	35.75	41.5	135	8
		72MHVR8642-486	1226	1875	83.5	41.75	41.5	155	9
		72MHVR9636-426	1029	1575	95.5	35.75	41.5	160	9
		72MHVR9642-486	1064	1628	95.5	41.75	41.5	175	10
		Visio Arc Runoff	72MHVAR6036-426	825	1262	59.5	35.75	41.5	98
		72MHVAR6042-486	888	1358	59.5	41.75	41.5	110	6.5
		72MHVAR6636-426	853	1306	65.5	35.75	41.5	106	6.5
		72MHVAR6642-486	1049	1606	65.5	41.75	41.5	120	7
		72MHVAR7236-426	903	1382	71.5	35.75	41.5	115	7
		72MHVAR7242-486	1111	1699	71.5	41.75	41.5	130	7.5
		72MHVAR7836-426	1031	1577	77.5	35.75	41.5	118	7.5
		72MHVAR7842-486	1236	1892	77.5	41.75	41.5	145	8
		72MHVAR8436-426	1053	1610	83.5	35.75	41.5	135	8
		72MHVAR8442-486	1262	1930	83.5	41.75	41.5	155	9
		72MHVAR9636-426	1096	1676	95.5	35.75	41.5	160	9
		72MHVAR9642-486	1315	2012	95.5	41.75	41.5	175	10

## ORDERING NOTES:

Please note that 2" Square Metal legs cannot be specified with the Bullet Runoff top.

## ORDERING PROCEDURE

To order, please specify the following:

- 1) Krug product model number
- 2) Wood species and finish, see page 26
- 3) Wood edge detail- I, H, L or P, see page 264
- 4) Pull style, see page 265
- 5) Grommet location if applicable

\*Indicates model illustrated by line drawing.

## CODE DESCRIPTION

- S1 - 1 TV area
- S2 - 2 TV areas
- WB - white board
- 11 - closed bookcase
- B - drawer bank
- 4 - use with desk height runoff
- 6 - use with bar height runoff

## STANDARD FINISHES

For a complete list of standard wood finishes please see page xx

# ARTEMIS LAMINATE | MEDIA WALL BASES

Description	Model	Price	W	D	H	KW	Shipping Weight	Cubic Feet
4" Diameter Metal Leg	72LG429D8	555	4	4	28		20	1
	72LG442D8	595	4	4	41		30	1.5



Disc Bases	72141828	229	18	18	28.5		30	8
	72141842	257	18	18	41		35	8.5



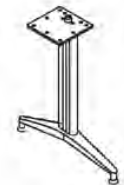
2" Square Metal Leg	72LG229M	351	2	2	28		10	1
	72LGX242M	393	2	2	41		20	1.5



**ORDERING NOTES:**

Please note that 2" Square Metal legs cannot be specified with the Bullet Runoff top.

T-Base	72LG229M	341	2	2	28		10	1
	72LGX242M	517	2	2	41		20	1.5



**ORDERING NOTES:**

Please note that 29" base is to be used to achieve a desk height runoff, 42" base is to be used for bar height runoff.

**DIMENSION KEY**

W - width

D - depth

H - height

Dimensions are in inches and approximate.  
Contact Customer Service if dimensions are critical.





FSC  
www.fsc.org  
FSC® C021699

The mark of responsible forestry



All products are air emissions certified and are available as FSC® certified

# krug

solutions@krug.ca | www.krug.ca | 1.888.578.KRUG

May 2019